



Islamic Republic of Afghanistan

Ministry of Finance

Ministry of Public Works

Ministry of Rural Rehabilitation
& Development



**National Rural Access
Program
(NRAP)**



Construction of 9.140 km road in Qarqin ditrit of Jawzjan Province by NRAP.MoPW



Construcion of 200 Rm Bridge in Taliqan district of Takhar Province by NRAP.MRRD

Note:

ARAP is going to closed by end of December 2020, and there is no follow on project, it therefore might be final widely disseminating progress report

2nd Quarter Report 1399

(21 June , 2020 – 20 September, 2020)

Prepared by:

Besmillah Besmil/Wais Sapand

<i>Contact Information</i>	
<i>Program Title</i>	National Rural Access Program (NRAP)
<i>Start Date</i>	2002
<i>Donor</i>	World Bank, USAID, GOI, DFID, JSDF, CIDA, AUSAID, EC, Holland, CNTF, PSIB and GoA
<i>Executive Ministries</i>	Ministry of Transport and Ministry of Rural Rehabilitation & Development
<i>Geographic Coverage</i>	All 34 Provinces of Afghanistan

Mission and strategic Goals

Mission: To Enhance Human Security and Promote Equitable Economic Growth by ensuring year-round Access to Basic Services and Facilities in Rural Afghanistan.

Strategic Goals

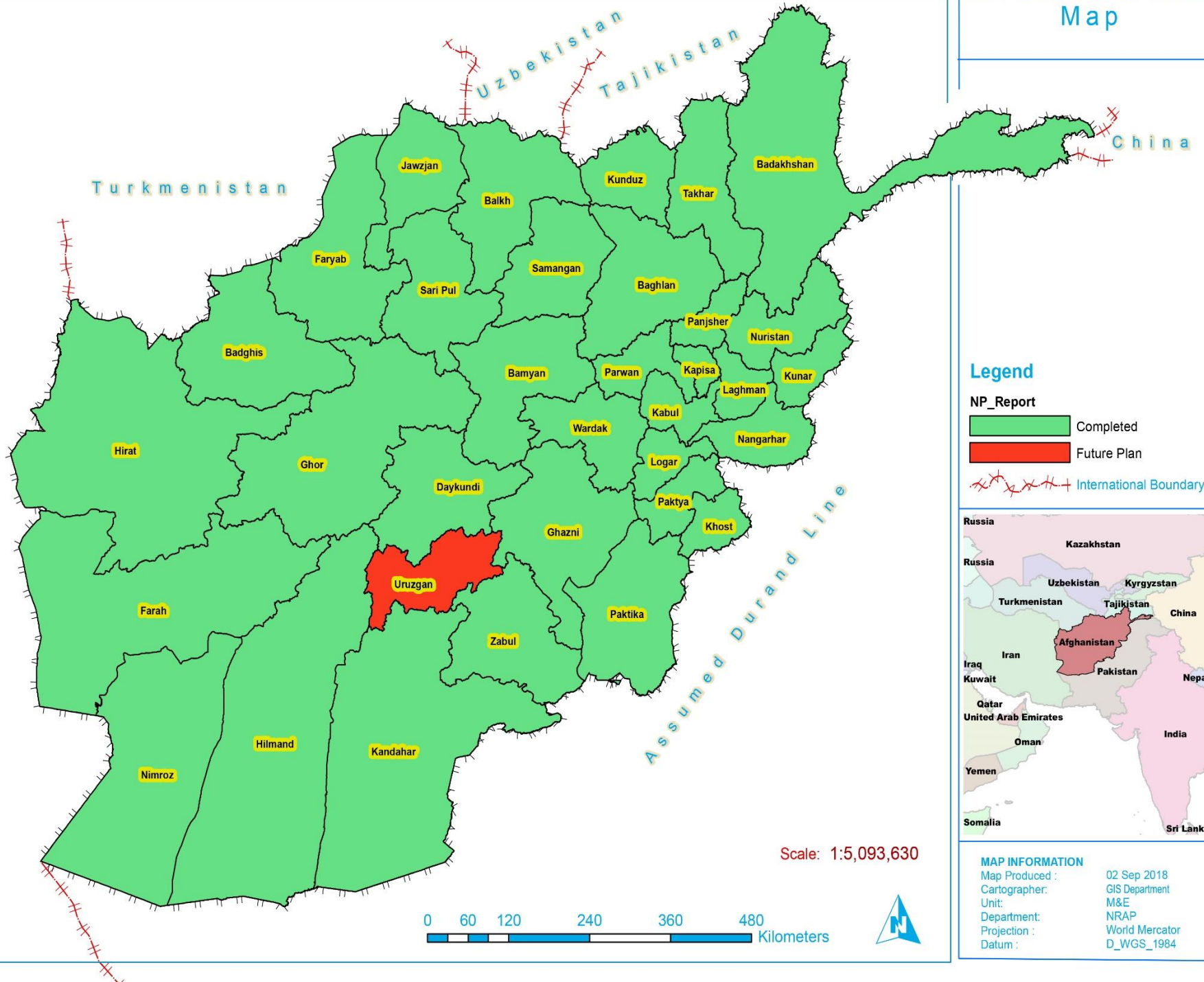
- To rehabilitate quality rural road infrastructures that will provide year-round access to the remote village to basic services, such as markets, health care center and schools.
- Provide increased employment opportunities through using labor-based methods and a private sector-led approach for all works.
- Enhance the capacity of communities and private sector to manage, deliver and maintain public transportation facilities through on-the-job capacity development.



ROAD NETWORK & PLANNING SURVEY WORK PROGRESS REPORT



AFGHANISTAN Map



Legend

NP_Report

- Completed
- Future Plan
- International Boundary



MAP INFORMATION

Map Produced : 02 Sep 2018
 Cartographer: GIS Department
 Unit: M&E
 Department: NRP
 Projection : World Mercator
 Datum : D_WGS_1984

Scale: 1:5,093,630




Table of Contents

ABBREVIATIONS AND ACRONYMS:	e
EXECUTIVE SUMMARY	Error! Bookmark not defined.
1) COMPONENT (A) SECONDARY ROADS-MoPW	Error! Bookmark not defined.
2) COMPONENT (B) TERTIARY ROADS-MRRD	Error! Bookmark not defined.
3) COMPONENT (C) PROGRAM PLANNING & DEVELOPMENT, INSTITUTIONAL STRENGTHENING, AND PROGRAM COORDINATION SUPPORT	Error! Bookmark not defined.
AFGHANISTAN RURAL ACCESS PROJECT (ARAP).....	3
I. PHYSICAL PROGRESS	3
1. COMPONENT (A) DISTRICT ROADS	3
2. COMPONENT (B) VILLAGE ROADS	5
3. COMPONENT (C) PROGRAM PLANNING & DEVELOPMENT, INSTITUTIONAL STRENGTHENING, AND PROGRAM COORDINATION SUPPORT	7
II. FINANCIAL PROGRESS	8
OTHER ONGOING PROJECTS UNDER (NRAP).....	10
1. NRAP-MoF	10
2. JICA & GOA Fund	10
CHALLENGES AND OBSTACLE	11
1. INSECURITY	11
2. MATERIAL COST	11
3. CAPACITY OF PRIVATE SECTOR	11
ANNEXES (A) MoPW.....	Error! Bookmark not defined.
ANNEX (B) MRRD:	Error! Bookmark not defined. Error! Bookmark not defined.

Abbreviations and Acronyms:

APRP	Afghanistan Peace and Reintegration Project
ARAP	Afghanistan Rural Access Project
ARTF	Afghanistan Reconstruction Trust Fund
AUSAID	Australian Agency for International Development
CARD-F	Comprehensive Agriculture and Rural Development Facility
CHL	Central Highlands
CIDA	Canadian International Development Agency
DLP	Defect Liability Period
EM	Emergency Maintenance
ESM	Environmental and Social Monitoring
ESMF	Environmental and Social Safeguard Framework
FA	Financial Audit
GOI	Government of India
GOV	Government
GRC	Grievance Redress Committees
IDA	International Development Association
JF	Japan Fund
JICA	Japan International Cooperation Agency
Km	Kilometer
M	Meter
MIS	Management Information System
MoF	Ministry of Finance
MoPW	Ministry of Public Works
MRRD	Ministry of Rural Rehabilitation and Development
NCU	National Coordination Unit
NEEP	National Emergency Employment Program
NEEPRA	National Emergency Employment program for Rural Access
NERAP	National Emergency Rural Access Project
NPP	National Priority Program
NRAP	National Rural Access Project
PAP	Project Affected Person/People
PDO	Project Development Objectives
PIU	Program Implementation Unit
PRI	Project Result Indicators
QA/QC	Quality Assurance & Quality Control
RCC	Reinforced Cement Concrete
RM	Running Meter
SCM	Steering Committee Meeting
SIDA	Swedish International Development Cooperation Agency
SMM	Senior Management Meeting
SMT	Senior Management Team
TA	Technical Audit
URAP	Uruzgan Rural Access Project
USAID	United States Agency for International Development
WB	World Bank

EXECUTIVE SUMMARY

This summary consolidates the overall progress made during 2nd quarter (June 21 to September 20 of 2020) of 1399 toward performance indicators of all projects including ARAP. The highlights include the achievements of components A, B, C and D of the mega project ARAP while briefly indicated a general progress of other projects under NRAP during the reporting period. Annexes (A) & (B) explains the required details.

- 1) COMPONENT (A) SECONDARY ROADS-MoPW:** The PIU_MoPW remains responsible for construction, rehabilitation and maintenance of major local roads (district roads) under component A, during the project life. This component has succeeded to construct and rehabilitate 876.33 Km gravel surfaced roads, 263.67 Km asphalt surfaced road and 1489.1 Running meters of bridges as well as constructed 250,637.00 linear meter associated drainage structures, which generated 5,774,136 labor days to communities' in subproject vicinity since inception to date. While, rehabilitation of 9.35 km of road, and 1,834 linear meters associated drainage structures is constructed during 2nd quarter of 1399.
- 2) COMPONENT (B) TERTIARY ROADS-MRRD:** PIU-MRRD is the executing authority of this component and it is responsible to improve, construct and maintain minor local roads (village roads). The cumulative physical achievement since inception; 2012 of the project to the end of 2nd quarter of 1399 is construction of 1,552 Km of village roads, 24,494 Running meter of bridge (includes 514 Rm bridges under B1), 97,773.47 linear meters associated drainage structures as well as generated 5,161,982 labor days. Whereas construction of 30 Rm bridge and indicative rehabilitation of 52 Km road is reported during 2nd quarter of 1399.
- 3) COMPONENT (C) PROGRAM PLANNING & DEVELOPMENT, INSTITUTIONAL STRENGTHENING, AND PROGRAM COORDINATION SUPPORT:** This component is jointly executed by MoPW and MRRD for various activities which will be undertaken by each individual, while ensuring close coordination with each other, facilitated by the National Coordination Unit (NCU).
 1. Gap Analysis in national road network including district road has been conducted. New version of road network database has been released and data collection of road network planning is completed for 33 provinces, 85% of national highways.
 2. Since inception of the project different types of short, long term and on the job-trainings were provided to individuals, meeting the preset selection criteria. Both domestic and international trainings provided to program staff in different fields such as, CCNA, MSCD, Project Management and Academic English courses to civil servant, while required on job trainings were provided to internship students and fresh graduate engineers indoor. Moreover, it is worthy to report that constructions of all 8 NRAP buildings are completed.
 3. Beside regular data flow to program stakeholders through NRAP website, newsletter, media report; steering committee meetings, monthly coordination meeting, technical coordination meeting as well as ad hoc Senior Management Meeting conducted for project implementation support and other related issues.
- 4) COMPONENT (D) CONTINGENCY EMERGENCY RESPONSE:** This component with allocated US\$ 0 budget is for contingency and emergency response that will allow for rapid response in the event of an adverse natural or man-made event that causes a major disaster through the reallocation of project fund. There is no achievement under this component yet.

ARAP Project Physical Progress Status as of September 2020

Intermediate Result Indicator	Unit	*PRI	5th Year Indicator	Achievements	Progress as per PRI (%)	Progresses per 5th year indicator(%)	Variance + -%
Financial management system in MRRD and MPW developed and functional	%	100	100	100.00		100.00	0.00
Cost estimation system developed and fully functional	%	100	100	100.00		100.00	0.00
Design Standards developed and adopted	%	100	100	90.00		90.00	-10.00
Improved network Management System in Place	%	100	100	100.00		100.00	0.00
Complete Road Inventory (100% of roads under central government mandates, Including major highways, secondary roads and tertiary roads under NRAP sponsorship)	%	100	100	85 % major highways and secondary roads	85.00	85.00	-15.00
				0 % tertiary roads	0.00	0.00	-100.00
Roads constructed, Rural	Km	2670	2550	2692.00	100.82	105.57	5.57% ahead
Km of gravel surfaced secondary roads rehabilitated	Km	1000	1000	876.33	87.63	87.63	The performance has been expedited to achieve the set indicators
Km of asphalt surfaced secondary roads rehabilitated	Km	250	250	263.67	105.47	105.47	5.47% ahead
Construction of bridges on secondary roads	Meter	1000	1000	1489.10	148.91	148.91	48.91% ahead
Km of secondary roads under routine and periodic maintenance scheme	Km	1000	1000	2178.03	217.80	217.80	117.80% ahead
Km tertiary roads rehabilitated	Km	1420	1300	1552.00	109.30	119.38	19.38% ahead
Construction of bridges on tertiary roads	Meter	1600	1600	1980.00	123.75	123.75	23.75% ahead
Km of tertiary roads under routine and periodic maintenance scheme	Km	2000	2000	5756.00	287.80	287.80	187.80% ahead
Job opportunities created via the intervention	Million Labor days	11.92	-	10.90	91.44	-	-8.56
Number of People trained or retrained	# people annually	-	833	71.00		8.52	-91.48
Female: Number of people trained or retrained (20% of total number of people)	# Female annually	-	167	15.00		8.98	-91.02

*PRI- Project Result Indicator

AFGHANISTAN RURAL ACCESS PROJECT (ARAP)

I. PHYSICAL PROGRESS

1. COMPONENT (A) DISTRICT ROADS

Subcomponent A1, A2 & A3: By completion of 2nd quarter of 1399, component A has successfully completed rehabilitation of 876.33 Km of gravel surface, 263.67 Km asphalt surface road and constructed 1489.1 Rm of bridges through total 133 contracts since inception of the project. While total 8 contracts for rehabilitation of total 87.95 km road (61.64Km gravel roads, 26.31 Km asphalt roads) and 95.31 linear meters associated drainage structures is positively in progress.

Bellow table indicates the details progress since inception and during the reporting quarter.

Activities	Surveyed			Designed			Awarded			Completed		
	Previous	This Quarter	Total	Previous	This Quarter	Total	Previous	This Quarter	Total	Previous	This Quarter	Total
Rehabilitation of secondary Road (1000 KM) gravel	1037.71	0	1037.71	1037.71	0	1037.71	956.64	0	956.64	816.59	9.35	876.33 *
Construction Bridge (1000 RM) over secondary road	1,480.1	0	1,480.1	1,480.1	0	1,480.1	1,480.1	0	1,480.1	1,489.1	0	1,489.1* *
Upgrading of 250Km secondary road to asphalt surface	400.10	0	400.10	400.10	0	400.10	314.52	0	314.52	263.67	0	263.67

*Including 711.84 Km Completed projects + 32 Km post disaster project+48.35Km accessibility achieved in cancelled projects and 84.137 Projects under MOU

** 1480.1 m bridge was awarded initially but after variation the constructed lengths changed to 1489.1 m.

Subcomponent A4: This subcomponent allocated for maintenance of secondary road. The periodic maintenance applied to 671.03 Km road and 34 emergency maintenance contracts completed since inception of the project to the end of 2nd quarter of 1399. Likewise, 507 contracts with total length of 1,507 Km road (it has been contracted for four & five rounds that cumulatively total 5,537 Km length of roads are covered under routine maintenance) is completed under routine maintenance.

Furthermore, 9 post disaster sub-projects with total cost of US\$ 2,485,508.35 and generation of 263,671.01 labor days are successfully completed since inception of the project under this sub component.

Labor Days Generated

Descriptions	Since Inception	This Quarter
Labor days generated	5774136	256121

Subcomponent A5: ESM report for 2nd Quarter of 1399, no ESM Plan is prepared during the reporting period, 353 beneficiaries (353 male and 0 female) were trained consulted, 25 community consultations meetings (25 with male and 0 with female) held at different stages of the projects. Likewise, 28 subprojects visited during the reporting period.

Construction of 35 km road in Chesht Sharif of Herat Province through NRAP



Construction of 40 Rm Bridge in Guzargah Noor District of Baghlan Province by NRAP MoPW



Construction of 10.2 km of Road in Bangi district of Takhar Province by NRAP.MoPW

1. COMPONENT (B) VILLAGE ROADS

Subcomponent B1 & B2: PIU-MRRD has successfully indicatively completed rehabilitation of 52 Km of roads and constructed 30 Rm of bridge through which 30,486 labor days have been generated during 2nd quarter of 1399. While total 1,552 Km of roads, 2,494 Running meters of bridge and 97,773.47 linear meter associated drainage structures have been constructed since inception of the project. Moreover, 25 contracts to rehabilitated 28.37Km of roads and 30 running meters of bridge are ongoing.

Bellow table indicates the details progress since inception and during the reporting quarter.

Activities	Surveyed			Designed			Awarded			Completed		
	Previous	This Quarter	Total	Previous	This Quarter	Total	Previous	This Quarter	Total	Previous	This Quarter	Total
Rehabilitation of tertiary Road (1300 KM) gravel	1696	0	1696	1,680	0	1,680	1,623	0	1,623	1,500	52	1,552*
Construction Bridge (1600 RM) over secondary road	3,311	0	3,311	2,756	0	2,756	2,527	0	2,527	2,464	30	2,494**

*indicatively

**including 514 Rm under B1

Subcomponent B3: This subcomponent is maintenance centric and entails emergency, routine and periodic maintenance of ARAP constructed village road.

Emergency Maintenance: Emergency repairing of flood affected roads and road structures executed through this sub-component. Community execute the contracted work in vulnerable segments of road network. Sixty-Eight emergency contracts have signed for repairing and maintenance of infrastructures as well as clearing of road surfaces due to flood and landslides under this subcomponent since inception of the project.

Snow Cleaning: As of 2nd quarter of 1399 almost 758 km of tertiary roads has been unblocked through 81 contracts under this subcomponent in all over the country. NRAP/MRRD took immediate action with a specific plan for cleaning the affected tertiary roads..

Routine Maintenance: This subcomponent incorporates routine maintenance of the program constructed village roads. So far 3,600 of tertiary road kept functional under routine maintenance since inception of the project and as of now no routine maintenance is ongoing for tertiary roads in ARAP project.

Periodic Maintenance: Periodic maintenance constitutes part of the Component B3, under this component 2,000 km of road will be maintained on periodic basis. Insofar, 199 contracts include 2,156 km road have been completed under this subcomponent of ARAP project.

Labor Days Generated


Descriptions	Since Inception	This Quarter
Labor days generated	5,161,982	30,486

Subcomponent B4: During the second quarter of 1399, total 43 ESMP were prepared, 4,779 (4,204 M, 575 F) person got awareness, 39 coordination meetings have been held, 107 GRC (84 M, 23 F) have been established. Likewise, 39 Community Participatory Monitoring have been conducted, 0 social issues such as land acquisition have been solved and 41 environmental monitoring have been conducted. Finally, yet importantly 28,693 m2 of lands donated by the communities during the reporting period. Moreover, safeguard focal points has also conducted awareness sessions in their every meeting about COVID-19 to enhance community awareness in the subproject site.



Construction of 30 Km Aab Roghani Bridge
in Jaghori district of Ghazni Province by
nRAP/MRRD

Construction of 3.34 Km of road in
Maiman district of Farvab by



Steering Committee Meeting



3 COMPONENT (C) PROGRAM PLANNING & DEVELOPMENT, INSTITUTIONAL STRENGTHENING, AND PROGRAM COORDINATION SUPPORT

The overall objective of this component is institutional strengthening, project management and program development which are segregated into

three subcomponents of C1, and C2 and C3. The subcomponents are articulated as bellow:

Subcomponent C1 (Rural Roads Network Planning and Management System): A joint technical meeting conducted between both PIUs to evaluate the technical aspects of the Network Planning and Management System.

Moreover, NRAP/MoPW has the responsibility of data collection for primary and secondary road network. The data collection has been successfully completed in 18,876.39 Km in which 85% of national highways, 33 provinces except Uruzgan due to high security risk and also social surveys conducted in 12,340 social centers as end of 2nd quarter of 1399.

Besides, under this subcomponent an assignment was given by the World Bank delegates to NRAP team in order to prioritize 1000 Km of secondary roads using the collected data. The assigned team (GIS, planning and economic analysis teams of both PIUs led by Mr. Maiwand Hoshmand and Mr. Mansoor Mansoori) has reported that they have analyzed 18,876.39 Km of roads including District roads, Provincial roads and National Highways, taking into consideration the indicator of poor, fair and good using the condition survey data. After comprehensive data analysis and clean up as a result they summarized the outcome as follow:

- Out of surveyed roads, 60% roads are unpaved and 40% roads are paved.
- Out of surveyed roads, 56% is district roads, 36% National Highways and 7% is provincial roads.
- Out of surveyed roads, 22.63% of roads are in good condition, 39.27% of roads are in fair condition and 38.07% roads are in poor condition.

As a result 902 Km of secondary road has been selected to survey and design department of PIU-MoPW.

Subcomponent C2 (Institutional Strengthening and Capacity Building): Throughout the project life different types of short-term trainings are provided for NRAP staff inside and outside the country. Following is some of in progress trainings for NRAP staff during 2nd quarter of 1399:

- Post- Graduation course for NRAP staff under process.

Furthermore, as one of the activities under this subcomponent is construction of functional office and laboratory buildings in the eighth regional offices and improving the program library, so construction works of all 8 NRAP buildings is completed since inception of the project.

Total Training Conducted during 1399

<i>Descriptions</i>	<i>Year 1399</i>	<i>This Quarter</i>
Male Trained	0	0
Female Trained	0	0
Total Training		

Subcomponent C3 (Program Coordination Support): Regular data flow to the program stakeholders through NRAP website, publishing monthly newsletter, media reporting, steering committee meetings, monthly coordination meeting, technical coordination meeting as well as ad hoc Senior Management Meeting for the project preparation and other related issues are commencing under this subcomponent.

Most of the meetings were not take place due to covid-19 lockdown, however, following is some completed activities under this subcomponent during the reporting period:

- Preparation and distribution of monthly newsletter
- Timely media reporting
- Quarterly Financial Report (IUFRR) prepared and distributed.
- Desk and wall calendar have been published

- 4 **COMPONENT (D) CONTINGENCY EMERGENCY RESPONSE:** This component will allow for rapid response in the event of an adverse natural or man-made event that causes a major disaster through the reallocation of project fund. It could also be used to channel additional funds for emergency response should they become available.

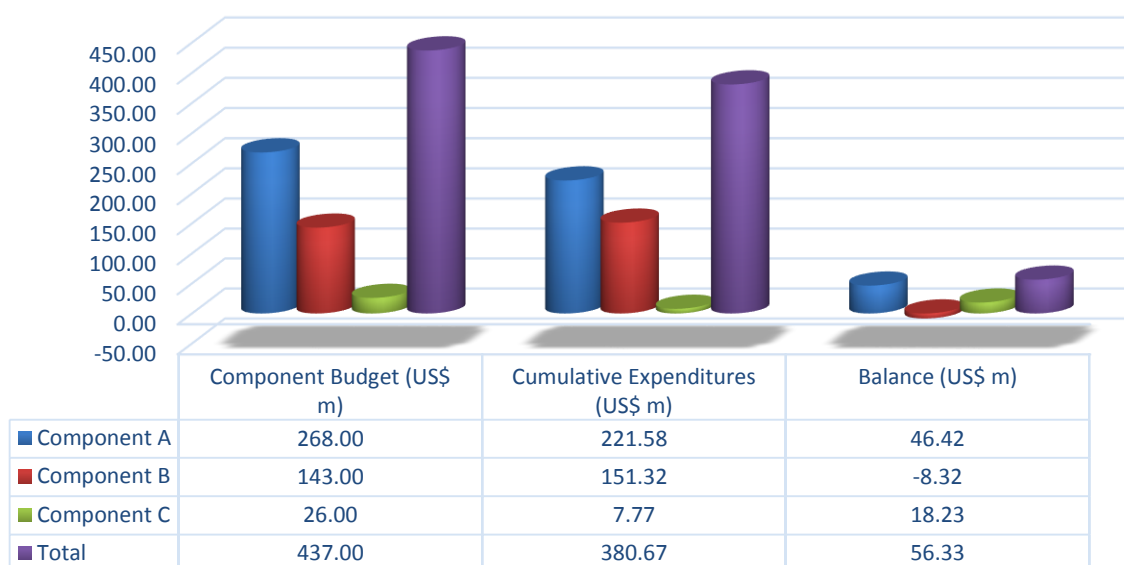
II. FINANCIAL PROGRESS

Component wise cumulative and Quarterly Financial Progress till 30 th Sep 2020				
Components	Total Project Budget (US\$ m)	Expenditures for this Quarter (US\$ m)	Cumulative Expenditures (US\$ m)	Balance (US\$ m)
Sub-total of Component A	\$268.00	\$1.63	\$221.58	\$46.42
Sub-total of Component B	\$143.00	\$2.44	\$151.32	(\$8.32) *
Sub-total of Component C	\$26.00	\$0.05	\$7.77	\$18.23 **
Grand Total	\$437.00	\$4.12	\$380.67	\$56.33

*Budget deficit of component B is compensated from budget of component C

** US\$3m SDR loss include

Financial Status: Disbursed Fund till 30th September 2020



OTHER ONGOING PROJECTS UNDER (NRAP)

1. NRAP-MoF

This project funded by the Islamic Republic of Afghanistan through Ministry of Finance with cumulative budget of US\$166.4 million in different years.

NRAP/MRD has succeeded to complete 543 contracts under this project and achieved construction of 1,873 Km of roads, 3,778 Running meters of bridge and it has generated 2,565,868 labor days as of 2nd quarter of 1399. While 71 Km road and 48 Rm bridges are delivered during the reporting period.

2. JICA & GOA Fund

The project funded by JICA & GOV and the executing entity is NRAP-MoPW. The cumulative budget of this project is almost US\$ 243 M in different years starting in SY1390 for delivering 621.66 Km of Asphalt roads and 2,120 Running meters of bridges in different provinces of Afghanistan. The design and procurement of this project completed.

Moreover, 88 contracts completed which through 531.36 Km road & 2066 Rm bridges constructed and 2,676,861.55 number of labor days generated until quarter 2nd of 1399. Besides, construction of 92.37 Km road and 340 Rm bridges are positively in progress.

Annex-A.1 Achievements During Reporting Period-2nd Quarter of 1399

Program-Ministry	Activity	Contracts Completed during Reporting Period						
		No. of Contracts	Road (KM)	Bridge(RM)	Structure(RM)	Structure+Bridge	Labour Days	Contract Cost \$
NRAP-MOPW	ARAP IDA+ARTF	1.00	9.35	0.00	1,834.00	7,986.00	32,379.83	2,045,041.90
	NRAP JICA/GOA	6.00	47.93	80.00	31,254.00	31,334.00	223,741.23	14,131,025.01
	ARAP PM	0.00	0.00	0.00	0.00	0.00	0.00	0.00
	ARAP EM	0.00	0.00	0.00	0.00	0.00	0.00	0.00
	ARAP PD	0.00	0.00	0.00	0.00	0.00	0.00	0.00
	ARAP RM	0.00	0.00	0.00	0.00	0.00	0.00	0.00
Total		7.00	57.28	80.00	33,088.00	39,320.00	256,121.06	16,176,066.91

Annex -A.2 Contracts at Different Stages of Implementation

Annex -II Contracts at Different Stages of Implementation											
Program-Ministry	Projects	Total no. of Contracts	Development			Procurement			Delivery		
			Completed	Ongoing	Planned	Completed	Ongoing	Planned	Completed	Ongoing	Cancelled/Terminated
NRAP-MPW	LIWP-WB	312.00	312.00	-	-	312.00	-	-	300.00	-	-
	NEEP1-WB	217.00	217.00	-	-	217.00	-	-	209.00	-	-
	NEEPRA-WB	100.00	100.00	-	-	96.00	-	-	100.00	-	-
	NRAP-WB+DF	46.00	46.00	-	-	46.00	-	-	42.00	-	-
	NERAP-IDA+ARTF	140.00	140.00	-	-	140.00	-	-	137.00	-	-
	ARAP-IDA+ARTF	150.00	150.00	-	-	150.00	-	-	133.00	8.00	9.00
	NRAP JICA/GOA	97.00	97.00	-	-	97.00	-	-	88.00	8.00	-
	ARAP-PM	22.00	22.00	-	-	22.00	-	-	23.00	-	-

ARAP- RM- 1,RM- 2,RM-3, RM-4 & RM-5	507.00	507.00	-	-	507.00	-	-	507.00	-	5.00
ARAP- EMR	34.00	34.00	-	-	34.00	-	-	34.00	-	-
ARAP- PD	9.00	9.00	-	-	9.00	-	-	9.00	-	-
Total	1,634.0 0	1,634.0 0	-	-	1,630.0 0	-	-	1,582.0 0	16.00	14.00

Annex: A3 - Contracts Completed as of end of 2nd Quarter 1399

Program- Ministry	Activity	Contracts Completed as of this Period						
		No. of Contracts	Road(KM)	Bridge(RM)	Structure(RM)	Structure+Bridge	Labour Days	Contract Cost \$
NRAP-MPW	ARAP IDA+ARTF	133.00	1,140.33	1,489.10	144,365.00	145,854.10	2,676,861.55	169,064,940.06
	NRAP JICA/GOA	88.00	531.36	2,066.00	106,272.00	108,338.00	2,757,653.08	174,167,563.25
	ARAP PM	23.00	671.03	0.00	0.00	0.00	147,472.78	9,314,070.23
	ARAP- RM,RM2,R M3	507.00	5,537.00	0.00	0.00	0.00	108,934.46	6,880,071.23
	ARAP- PD	9.00	30.70	35.00	0.00	35.00	41,607.22	2,627,824.66
	ARAP EMR	34.00	178.44	0.00	0.00	0.00	41,607.22	2,627,824.66
Total	794.00	8,088.86	3,590.10	250,637.00	254,227.10	5,774,136.32	364,682,294.10	

Annex- A.4 NRAP ongoing Projects during 2nd Quarter 1399

Program- Ministry	Projects	Contracts Ongoing as of This Quarter						
		No. of Contracts	Road (KM)	Bridge (RM)	Structure(RM)	Structure+Bridge	Labour Days	Contract Cost \$
ARAP-MPW	ARAP- IDA+ARTF	8.00	87.95	-	9,531.00	9,531.00	273,031.56	17,244,098.70
	NRAP JICA/GOA	8.00	92.37	340.00	12,357.00	12,697.00	626,094.33	39,542,799.58
	ARAP-PM	-	-	-	-	-	-	-

ARAP- RM, RM2, RM3, RM4 & RM5	-	-	-	-	-	-	-
ARAP- PD	-	-	-	-	-	-	-
ARAP-EMR	-	-	-	-	-	-	-
Total	16.00	180.32	340.00	21,888.00	22,228.00	899,125.89	56,786,898.28

Annex-A.5 NRAP MoPW Achievements since inception to the end of 2nd Quarter 1399

Program-Ministry	Projects	NRAP-MOPW Overall Program Achievement Since Inception						
		No. of Contracts	Road Km	Bridge RM	Structures RM	Structure+Bridge	Labour Days	Contract Cost \$
NRAP - MPW	LIWP-WB	312.00	3,897.96	3,436.50	24.00	3,460.50	3,403,984.00	12,223,000.00
	NEEP1-WB	217.00	2,200.90	644.50	22.20	666.70	2,591,107.00	10,714,000.00
	NEEPRA-WB	100.00	809.00	23,637.64	522.25	24,159.89	1,428,678.00	22,045,320.41
	NRAP-WB+DF	46.00	242.07	10,024.30	719.02	10,743.32	1,190,246.00	21,326,190.00
	NERAP-IDA+ARTF	137.00	1,122.88	54,777.10	1,521.50	56,298.60	1,753,698.18	140,600,000.00
	ARAP-IDA+ARTF	133.00	1,140.33	1,489.10	144,365.00	145,854.10	2,676,861.55	169,064,940.06
	NRAP JICA/GOA	88.00	531.36	2,066.00	106,272.00	108,338.00	2,757,653.08	174,167,563.25
	ARAP-PM	23.00	671.03	-	-	-	147,472.78	9,314,070.23
	ARAP-RM (1,2,3)	507.00	5,537.00	-	-	-	108,934.46	6,880,071.23
	ARAP- PD	9.00	30.70	35.00	-	35.00	41,607.22	2,627,824.66
	ARAP-EMR	34.00	178.44	-	-	-	41,607.22	2,627,824.66
Overall Achievement		1,606.00	16,361.67	96,110.14	253,445.97	349,556.11	16,141,849.50	571,590,804.51

Annex- A.6 NRAP Donor Commitment

Program- Ministry	Donor	Projects	Commitment (USD)	Disbursement (USD)	Projects Status
NRAP - MOPW	WB	LIWP	12,223,000.00	12,223,000.00	Completed
	WB	NEEP1	10,846,150.00	10,714,000.00	Completed
	WB	NEEPRA	21,755,279.00	22,045,320.41	Completed
	DFID	NRAP	21,326,190.00	21,326,190.00	Completed
	CIDA	NRAP	1,000,000.00	1,000,000.00	Completed
	SIDA	NRAP	521,385.60	521,385.60	Completed
	GOI	NERAP	3,021,074.21	3,021,074.21	Completed
	IDA+ARTF	NERAP	140,600,000.00	140,600,000.00	Completed
	IDA+ARTF	ARAP Road&Bridge	139,991,058.50	1,673,756.84	Completed
		NRAP JICA/GOA	154,753,134.50	9,490,143.66	Completed
		ARAP RM	6,880,071.23	-	Completed
		ARAP PM	9,314,070.23	640,367.47	Completed
		ARAP EM	2,627,824.66	-	Completed

	ARAP PD	2,627,824.66	-	Completed
	ARAP Road&Bridge	17,244,098.70	15,915,955.50	Ongoing
	NRAP JICA/GOA	53,532,739.28	18,843,847.94	Ongoing
	ARAP RM	-	-	Completed
	ARAP PM	-	-	Completed
	ARAP EM	-	-	
	ARAP PD	-	-	
Total		598,263,900.57	258,015,041.63	

Annex- A.7 ESM Reflection

S/No	Activity	Central (Kabul)	West (Herat)	Central High Land (Bamyan)	East (Jalalabad)	North (Mazar-e-Sharif)	South East (Gardez)	South (Kandahar)	North East (Kunduz)	Badakhshan	Total
1	# of ESM Plans Prepared	0	0	0	0	0	0	0	0	0	0
2	# of Male Consultation Meetings Held	0	3	7	5	0	10	0	0	0	25
3	# of Female Consultation Meetings Held	0	0	0	0	0	0	0	0	0	0
4	# of Male trained/consulted/Awarded	0	32	149	57	0	115	0	0	0	353
5	# of Female trained/consulted/Awarded	0	0	0	0	0	0	0	0	0	0
6	# of Male Grievance Redress Committee (GRC) Established	0	0	0	0	0	0	0	0	0	0
7	# of Female Grievance Redress Committee (GRC) Established	0	0	0	0	0	0	0	0	0	0
8	# of PAFs	0	0	0	0	0	0	0	0	0	0
9	# of Male PAPs	0	0	0	0	0	0	0	0	0	0
10	# of Female PAPs	0	0	0	0	0	0	0	0	0	0
11	Land donated (m2) by people	0	0	0	0	0	0	0	0	0	0
12	# of Trees Going to be Cut	0	0	0	0	0	0	0	0	0	0
13	# of Trees Going to be Planted	0	0	0	0	0	0	0	0	0	0
14	# of Beneficiaries	0	0	0	0	0	0	0	0	0	0
15	# of Stripe Plan Prepared	0	0	0	0	0	0	0	0	0	0
16	# of Abbreviated RAP Prepared	0	0	0	0	0	0	0	0	0	0
17	# of Projects Monitored/Visited	0	3	10	9	0	6	0	0	0	28
18	# of Issues Solved	0	0	0	0	0	0	0	0	0	0

ANNEX (B) MRRD:

B.1 Achievements During the Reporting Period – 2nd Quarter 1399

Ministry	Projects	Achievement During the Reporting Period						
		No. of contracts Completed	Road (km)	Structures (linear meter)	Bridge (linear meter)	Total linear meter (Structure+Bridge)	Labor Days	Contract Cost (\$)
MRRD	ARAP-MRRD-WB	39	52	5,724	30	5,754	30,486	824,758
	NRAP-MRRD- OF	25	71	26,839	48	26,887	107,899	7,120,606
Total		64	123	32,563	78	32,641	138,385	7,945,364

B.2 CONTRACTS AT DIFFERENT STAGES OF IMPLEMENTATION

Ministry	Projects	No. of Contracts as per P.P	Development			Procurement			Delivery		
			Completed	Ongoing	Planned	Completed	Ongoing	Planned	Completed	Ongoing	Terminated
MRRD	MOF	-	935			752			543	209	1
	ARAP	402	557			448			424	19	6
Total		402	1,492	-	-	1,200	-	-	967	228	7

B.3 Contract completed from inception to end of the 2nd quarter

Projects	Works Budget In Million (\$)	Physical Target (km)	Completed Contracts						
			No. of Contracts completed	Road (km)	Structures (linear meter)	Bridge (linear meter)	Total linear meter (Structure+Bridge)	Labor Days	Contract Cost (\$)
ARAP			424	1535.9	97773.47	2493.64	95,159	2,089,412.	99372090.55
ARAP-MPW			64	85.44	10277			205,167	7500606.23
MOF	14.7	144	543	1,873	287,260	3,778	291,039	2,565,868	172,745,243
Total	15	144	1,031	3,495	395,311	6,272	386,198	4,860,447	279,617,940

B.4 CONTRACTS ONGOING DURING 2nd QUARTER 1399

National Rural Access Program-Quarterly Report

Ongoing Contracts							
Project	No. of Contracts	Road (km)	Structure s (linear meter)	Bridge (linear meter)	Total linear meter (Structure+Bridge)	Labor Days	Contract Cost (\$)
ARAP	25	28.37	5932.9	30	5,963	192999	3285540.67
ARAP-MPW	7	5.61	797			24910	814564.66
MoF	209	553	58,706	1,181	59,887	363,375	66,498,332
Total	241	587	65,435	1,211	65,849	581,284	70,598,438

B.5 DONOR COMMITMENT FOR COMPLETED PROJECTS

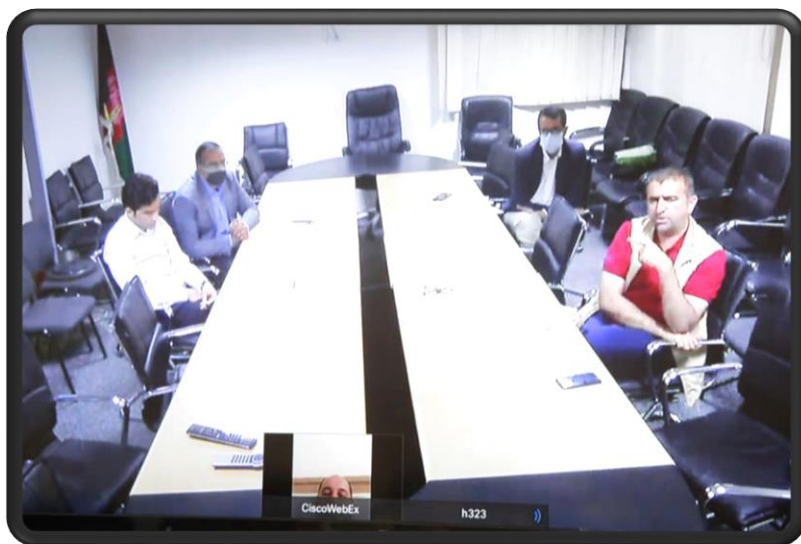
Ministry	Donor	Project	Commitment In Million (\$)	Status of the Project
MRRD	MoF	MoF	201.8	Ongoing
	World Bank	ARAP	150	Ongoing
	Japan	Japan Fund	23.5	Completed
	DFID	CARD-F	1.52	Completed
	World Bank	NERAP	91.5	Completed
	APRP	APRP	15	Completed
	AusAID	URAP	11	Completed
	AusAID	RAD-TK	2.87	Completed
	JSDF	LIPWP	2	Completed
	World Bank	LIWP	3.24	Completed
	CNTF	CNTF1	5.29	Completed
	USAID	NEEPRA-US	14.74	Completed
	EC	NEEPEC	10.63	Completed
	JSDF	RAL	19.6	Completed
	PSIB	NEEPRA-PS	15	Completed

	World Bank	NEEP1	2.43	Completed
	World Bank	NEEPRA-WB	14.73	Completed
	World Bank	ILO	1.72	Completed
	World Bank	JPMU	2.29	Completed
	DFID	HARDP	16.25	Completed
	CNTF	CNTF-LB	6	Completed
Total			611.11	

B.6 NRAP OVERALL ACHIEVEMENTS SINCE INCEPTION

Ministry	Projects	Completed Contracts							
		Works Budget in m (\$)	# of Contracts completed	Road (KM)	Structure (RM)	Bridge (RM)	Total RM (Structure+Bridge)	Labor days	Contract Cost (\$)
NRAP-MRRD	HARDP - MRRD - DF	11.50	11,500,000	16	84	24	28	52	-
	NEEP1 - MRRD - WB	2.37	2,370,000	73	291	1,549	-	1,549	419,011
	NEEPEC - MRRD - EC	6.75	6,750,000	26	159	1,793	102	1,895	330,101
	NEEPRA - MRRD - AU	0.48	480,000	15	31	303		303	32,177
	NEEPRA - MRRD - CD	0.20	200,000	2	20	4		4	2,382
	NEEPRA - MRRD - DF	5.77	5,770,000	73	236	8,427	58	8,485	312,147
	NEEPRA - MRRD - PS	3.61	3,610,000	47	183	2,585	137	2,721	240,363
	NEEPRA - MRRD - US	1.51	1,510,000	4	58	636		636	11,604
	NEEPRA - MRRD - WB	8.33	8,330,000	248	708	8,928	117	9,045	1,300,885
	NERAP - MRRD - TF		-	134	428	11,418	383	11,801	456,860
	NERAP - MRRD - WB		-	279	920	20,273	1,219	21,492	1,404,919
	NRAP - MRRD - CF	3.99	3,990,000	4	46		162	162	22,642
	NRAP - MRRD - DU	0.70	700,000	4	16	319		319	6,415
RAD-TK -AU	1.91	1,910,000	16	24	250	45	295	104,935	

NRAP-LB - MRRD - CF	5.02	5,020,000	96	143	3,941		3,941	578,382
RAL - MRRD - JF	9.42	9,420,000	34	349	9,506	10	9,515	359,800
APRP-NRAP-MRRD	15.00	15,000,000	29	86	4,104		4,104	482,684
CARD-F			3	13	6,777		1,293	22,365
URAP			39	52	496		496	114,455
Total	76.56		1,142	3,847	81,332	2,260	78,108	6,202,128



NRAP WebEx Coordination Meeting



NRAP WebEx Coordination Meeting

B.7 ESM Reflection

Details of ESM activities during the reporting period												
S/No	Activity	Kabul	West	CHL	East	North	North East	South	South East	BKN	Total	
1	# of ESM documents prepared	14	4	7	2	7	3	1	3	2	43	
2	# of trees planted	0	0	0	0	0	0	0	0	0	0	
3	# of people got awareness	Male	1960	230	130	230	600	280	215	520	39	4204
		Female	100	95	90	0	0	70	90	110	20	575
4	# of coordination meetings held	3	4	2	0	9	5	9	2	5	39	
5	# of Social Inclusion Committee/GRC	Male	24	9	10	10	13	6	5	7	0	84
		Female	0	4	10	0	0	2	3	4	0	23
6	# of issues solved through GRC meetings	1	1	0	0	0	0	28	4	0	34	
7	# of CPM conducted	0	8	2	8	9	7	3	2	0	39	
8	Land donated (m2)	20399	0	1214	4550	0	0	0	2530	0	28693	
9	Environmental Monitoring	0	4	3	6	9	9	0	3	7	41	

B.8 Financial Status of other Ongoing Projects

B.8.1. MoF Financial Details

MoF 1399 FY						
Component	Budget	Disbursement			Balance	%
		Till previous	This period	To date		
Works	32,573,320	7,714,940	17,237,567	24,952,507	7,620,813	77%
Non Works	2,881,226	858,426	650,892	1,509,318	1,371,908	52%
Total	35,454,545	8,573,367	17,888,459	26,461,826	8,992,720	75%