



Islamic Republic of Afghanistan


Ministry of Finance

Ministry of Public Works

Ministry of Rural Rehabilitation
& Development



**National Rural Access
Program
(NRAP)**



Construction work of 19.7 Km road from Deh sala District to Shahan of Baghlan Province by NRAP.MoPW



Construction work of 3.47 Km concrete road in Hese Dowam of Kohistan District of Kapisa Province by NRAP.MRRD

Note:

In compliance to limited activities NRAP Reduced its staff to the number minimum as Afghanistan Rural Access Project (ARAP) is going to closed by December 31, 2020.

No green signal for follow on project has been received insofar.

1st Quarter Report 1399

(21 March, 2020 – 20 June, 2020)

Prepared by:

Besmillah Besmil/Daryosh Tabesh

<i>Contact Information</i>	
<i>Program Title</i>	National Rural Access Program (NRAP)
<i>Start Date</i>	2002
<i>Donor</i>	World Bank, USAID, GOI, DFID, JSDF, CIDA, AUSAID, EC, Holland, CNTF, PSIB and GoA
<i>Executive Ministries</i>	Ministry of Transport and Ministry of Rural Rehabilitation & Development
<i>Geographic Coverage</i>	All 34 Provinces of Afghanistan

Mission and strategic Goals

Mission: To Enhance Human Security and Promote Equitable Economic Growth by ensuring year-round Access to Basic Services and Facilities in Rural Afghanistan.

Strategic Goals

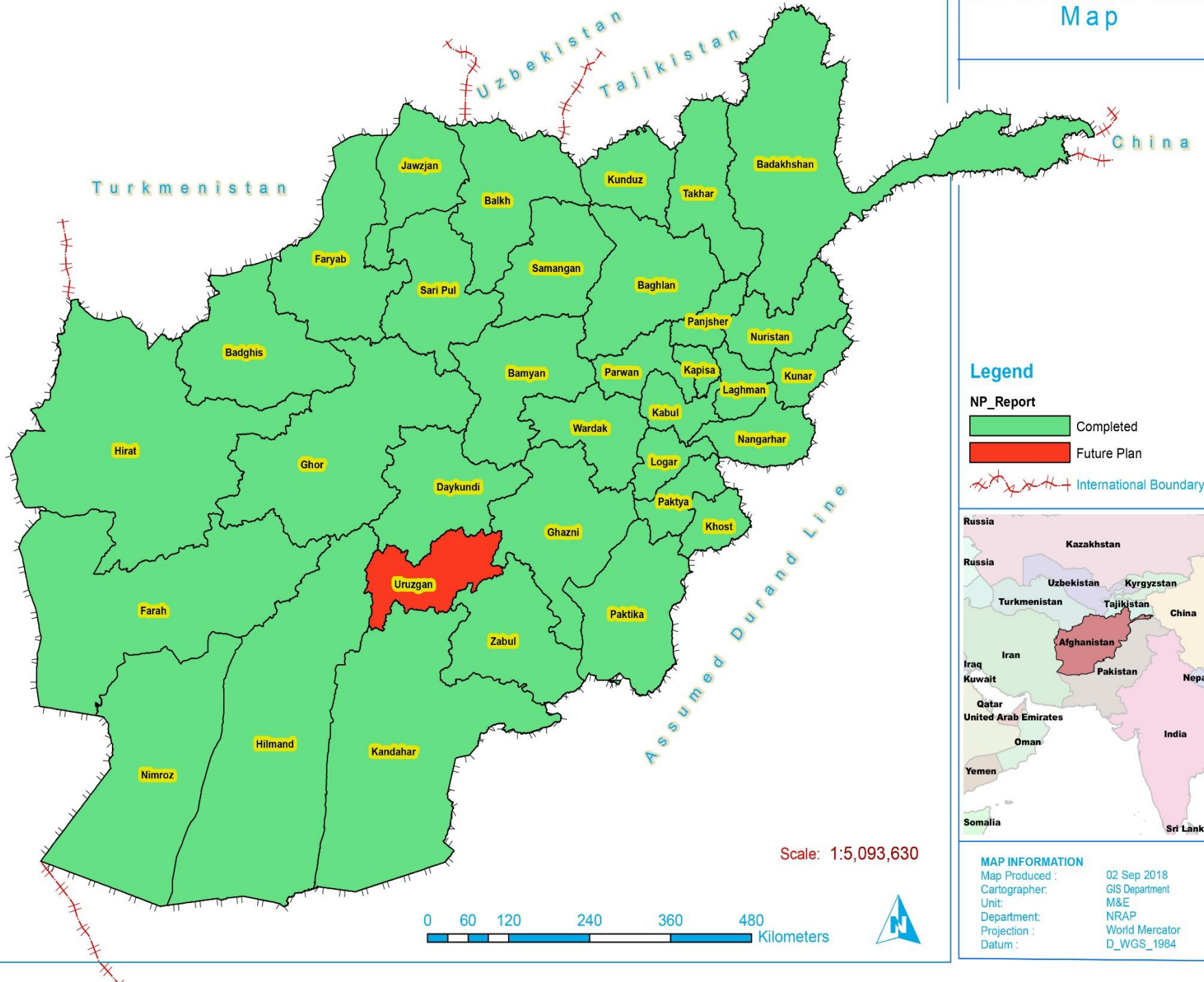
- To rehabilitate quality rural road infrastructures that will provide year-round access to the remote village to basic services, such as markets, health care center and schools.
- Provide increased employment opportunities through using labor-based methods and a private sector-led approach for all works.
- Enhance the capacity of communities and private sector to manage, deliver and maintain public transportation facilities through on-the-job capacity development.



ROAD NETWORK & PLANNING SURVEY WORK PROGRESS REPORT



AFGHANISTAN Map



Legend


NP_Report

- Completed
- Future Plan

International Boundary



Scale: 1:5,093,630



MAP INFORMATION

Map Produced :	02 Sep 2018
Cartographer:	GIS Department
Unit:	M&E
Department:	NRAP
Projection :	World Mercator
Datum :	D_WGS_1984

Table of Contents

ABBREVIATIONS AND ACRONYMS:	e
EXECUTIVE SUMMARY	1
1) COMPONENT (A) SECONDARY ROADS-MoPW	1
2) COMPONENT (B) TERTIARY ROADS-MRRD	1
3) COMPONENT (C) PROGRAM PLANNING & DEVELOPMENT, INSTITUTIONAL STRENGTHENING, AND PROGRAM COORDINATION SUPPORT	1
AFGHANISTAN RURAL ACCESS PROJECT (ARAP).....	3
I. PHYSICAL PROGRESS	3
1. COMPONENT (A) DISTRICT ROADS	3
2. COMPONENT (B) VILLAGE ROADS	5
3. COMPONENT (C) PROGRAM PLANNING & DEVELOPMENT, INSTITUTIONAL STRENGTHENING, AND PROGRAM COORDINATION SUPPORT	7
II. FINANCIAL PROGRESS.....	8
OTHER ONGOING PROJECTS UNDER (NRAP).....	10
1. NRAP-MoF.....	10
2. JICA & GOA Fund	10
CHALLENGES AND OBSTACLE	11
1. INSECURITY	11
2. MATERIAL COST	11
3. CAPACITY OF PRIVATE SECTOR.....	11
ANNEXES (A) MoPW.....	i
ANNEX (B) MRRD:	vii

Abbreviations and Acronyms:

APRP	Afghanistan Peace and Reintegration Project
ARAP	Afghanistan Rural Access Project
ARTF	Afghanistan Reconstruction Trust Fund
AUSAID	Australian Agency for International Development
CARD-F	Comprehensive Agriculture and Rural Development Facility
CHL	Central Highlands
CIDA	Canadian International Development Agency
DLP	Defect Liability Period
EM	Emergency Maintenance
ESM	Environmental and Social Monitoring
ESMF	Environmental and Social Safeguard Framework
FA	Financial Audit
GOI	Government of India
GOV	Government
GRC	Grievance Redress Committees
IDA	International Development Association
JF	Japan Fund
JICA	Japan International Cooperation Agency
Km	Kilometer
M	Meter
MIS	Management Information System
MoF	Ministry of Finance
MoPW	Ministry of Public Works
MRRD	Ministry of Rural Rehabilitation and Development
NCU	National Coordination Unit
NEEP	National Emergency Employment Program
NEEPRA	National Emergency Employment program for Rural Access
NERAP	National Emergency Rural Access Project
NPP	National Priority Program
NRAP	National Rural Access Project
PAP	Project Affected Person/People
PDO	Project Development Objectives
PIU	Program Implementation Unit
PRI	Project Result Indicators
QA/QC	Quality Assurance & Quality Control
RCC	Reinforced Cement Concrete
RM	Running Meter
SCM	Steering Committee Meeting
SIDA	Swedish International Development Cooperation Agency
SMM	Senior Management Meeting
SMT	Senior Management Team
TA	Technical Audit
URAP	Uruzgan Rural Access Project
USAID	United States Agency for International Development
WB	World Bank

EXECUTIVE SUMMARY

This summary consolidates the overall progress made during 1st quarter of 1399 toward performance indicators of all projects including ARAP. The highlights include the achievements of components A, B, C and D of the mega project ARAP while briefly indicated a general progress of other projects under NRAP during the reporting period. Annexes (A) & (B) explains the required details.

- 1) COMPONENT (A) SECONDARY ROADS-MoPW:** The PIU_MoPW remains responsible for construction, rehabilitation and maintenance of major local roads (district roads) under component A, during the project life. This component has succeeded to construct and rehabilitate 816.59 Km gravel surfaced road, 263.67 Km asphalt surfaced road and 1,489.1 Running meters of bridges as well as constructed 142,365 linear meter associated drainage structures, which generated 5,659,953 labor days to communities' in subproject vicinity since inception to date. While, 33.75 Km gravel surface road is constructed during 1st quarter of 1399.
- 2) COMPONENT (B) TERTIARY ROADS-MRRD:** PIU-MRRD is the executing authority of this component and it is responsible to improve, construct and maintain minor local roads (village roads). The cumulative physical achievement since inception; 2012 of the project to the end of 1st quarter of 1399 is construction of 1,550 Km of village roads, 2,446 Running meter bridge (includes 514 Rm bridges under B1), 97,126 linear meters associated drainage structures as well as generated 5,131,496 labor days. Whereas construction of 4 Rm bridge and indicative rehabilitation of 11 Km road is reported during 1st quarter of 1399.
- 3) COMPONENT (C) PROGRAM PLANNING & DEVELOPMENT, INSTITUTIONAL STRENGTHENING, AND PROGRAM COORDINATION SUPPORT:** This component is jointly executed by MoPW and MRRD for various activities which will be undertaken by each individual, while ensuring close coordination with each other, facilitated by the National Coordination Unit (NCU).
 1. Gap Analysis in national road network including district road has been conducted. New version of road network database has been released and data collection of road network planning is completed for 33 provinces, 85% of national highways.
 2. Since inception of the project different types of short, long term and on the job-trainings were provided to individuals, meeting the preset selection criteria. Both domestic and international trainings provided to program staff in different fields such as, CCNA, MSCD, Project Management and Academic English courses to civil servant, while required on job trainings were provided to internship students and fresh graduate engineers indoor. Moreover, it is worthy to report that constructions of all 8 NRAP buildings are completed.
 3. Beside regular data flow to program stakeholders through NRAP website, newsletter, media report; steering committee meetings, monthly coordination meeting, technical coordination meeting as well as ad hoc Senior Management Meeting conducted for project preparation and other related issues.
- 4) COMPONENT (D) CONTINGENCY EMERGENCY RESPONSE:** This component with allocated US\$ 0 budget is for contingency and emergency response that will allow for rapid response in the event of an adverse natural or man-made event that causes a major disaster through the reallocation of project fund. There is no achievement under this component yet.

ARAP Project Physical Progress Status as of June 2020

Intermediate Result Indicator	Unit	*PRI	5th Year Indicator	Achievements	Progress as per PRI (%)	Progresses per 5th year indicator(%)	Variance + -%
Financial management system in MRRD and MPW developed and functional	%	100	100	100.00		100.00	0.00
Cost estimation system developed and fully functional	%	100	100	100.00		100.00	0.00
Design Standards developed and adopted	%	100	100	90.00		90.00	-10.00
Improved network Management System in Place	%	100	100	100.00		100.00	0.00
Complete Road Inventory (100% of roads under central government mandates, Including major highways, secondary roads and tertiary roads under NRAP sponsorship)	%	100	100	85 % major highways and secondary roads	85.00	85.00	-15.00
				0 % tertiary roads	0.00	0.00	-100.00
Roads constructed, Rural	Km	2670	2550	2630.26	98.51	103.15	3.15% ahead
Km of gravel surfaced secondary roads rehabilitated	Km	1000	1000	816.59	81.66	81.66	The performance has been expedited to achieve the set indicators
Km of asphalt surfaced secondary roads rehabilitated	Km	250	250	263.67	105.47	105.47	5.47% ahead
Construction of bridges on secondary roads	Meter	1000	1000	1489.10	148.91	148.91	48.91% ahead
Km of secondary roads under routine and periodic maintenance scheme	Km	1000	1000	2178.03	217.80	217.80	117.80% ahead
Km tertiary roads rehabilitated	Km	1420	1300	1550.00	109.15	119.23	19.23% ahead
Construction of bridges on tertiary roads	Meter	1600	1600	1932.00	120.75	120.75	20.75% ahead
Km of tertiary roads under routine and periodic maintenance scheme	Km	2000	2000	5756.00	287.80	287.80	187.80% ahead
Job opportunities created via the intervention	Million Labor days	11.92	-	10.79	90.52	-	-10.38
Number of People trained or retrained	# people annually	-	833	0.00		0.00	-89.08
Female: Number of people trained or retrained (20% of total number of people)	# Female annually	-	167	0.00		0.00	-82.04

*PRI- Project Result Indicator

AFGHANISTAN RURAL ACCESS PROJECT (ARAP)

I. PHYSICAL PROGRESS

1. COMPONENT (A) DISTRICT ROADS

Subcomponent A1, A2 & A3: By completion of 1st quarter of 1399, component A has successfully completed rehabilitation of 816.59.17 Km of gravel surface, 263.67 Km asphalt surface road and constructed 1,489.1 Rm of bridges through total 130 contracts since inception of the project. While total 11 contracts for rehabilitation of total 116.25 Km road ((90.27 Km gravel roads, 26.31 Km asphalt roads) is positively in progress.

Bellow table indicates the details progress since inception and during the reporting quarter.

Activities	Surveyed			Designed			Awarded			Completed		
	Previous	This Quarter	Total	Previous	This Quarter	Total	Previous	This Quarter	Total	Previous	This Quarter	Total
Rehabilitation of secondary Road (1000 KM) gravel	1037.71	0	1037.71	1037.71	0	1037.71	956.64	0	956.64	782.17	33.75*	816.59* *
Construction Bridge (1000 RM) over secondary road	1,480.1	0	1,480.1	1,480.1	0	1,480.1	1,480.1	0	1,480.1	1,489.1***	0	1,489.1
Upgrading of 250Km secondary road to asphalt surface	400.10	0	400.10	400.10	0	400.10	314.52	0	314.52	263.67	0	263.67

*However actual achievement of reporting period is 62.65 Km but the 28.9 Km of gravel road was reported as indicative achievement during previous quarter.

**816.59 Km road includes, 702.49 Km road of Completed sub-projects, 32 Km road post disaster sub-project that meets the criteria of gravel surfaced roads, 48.35 Km accessibility achieved in cancelled sub-projects and 33.75 Km road completed by PIU-MRRD under MOU.

*** 1480.1 Rm bridges awarded initially but after applying variation to one of the sub-projects now actual construction lengths changed to 1489.1 Rm of bridges.

Subcomponent A4: This subcomponent allocated for maintenance of secondary road. The periodic maintenance applied to 671.03 Km road and 34 emergency maintenance contracts completed since inception of the project to the end of 1st quarter of 1399. Likewise, 507 contracts with total length of 1,507 Km road (it has been contracted for four & five rounds that cumulatively total 5537 Km length of roads are covered under routine maintenance) is completed under routine maintenance.

Furthermore, 9 post disaster sub-projects with total cost of US\$ 2,485,508.35 and generation of 263,671.01 labor days are successfully completed since inception of the project under this sub component.

Labor Days Generated

Descriptions	Since Inception	This Quarter
Labor days generated	5,659,973	81,165

Subcomponent A5: ESM report for 1st Quarter of 1399, no ESM Plans are prepared during the reporting period, 259 beneficiaries (259 males and 0 female) were trained/consulted, 20 community consultations meetings (20 with male and 0 with female) held at different stages of the projects. Likewise, 21 subprojects visited and 6 different issues such as air pollution, hiring more community laborers by contractor, design and land donation were raised by the communities and most of the issues solved through consultation with contractors and providing technical information to communities during the reporting period.



Construction of 35 Km road (lot#1) in chesht District of Herat province by NRAP. MoPW

Construction work of 15 km road from Farkhar District to Warsaj of Takhar Province by NRAP. MoPW



Construction work of 300 Rm Bridge along Zaranj to Kang road Kang district of Nimroz Province by NRAP. MoPW

1. COMPONENT (B) VILLAGE ROADS

Subcomponent B1 & B2: PIU-MRRD has successfully indicatively completed rehabilitation of 11 Km of roads and constructed 4 Rm of bridge through which 27,252 labor days have been generated during 1st quarter of 1399. While total 1,550 Km of roads, 2,446 Running meters of bridge and 97,126 linear meter associated drainage structures have been constructed since inception of the project. Moreover, 33 contracts to rehabilitated 36 Km of roads and 30 running meters of bridge are ongoing.

Bellow table indicates the details progress since inception and during the reporting quarter.

Activities	Surveyed			Designed			Awarded			Completed		
	Previous	This Quarter	Total	Previous	This Quarter	Total	Previous	This Quarter	Total	Previous	This Quarter	Total
Rehabilitation of tertiary Road (1300 KM) gravel	1696	0	1696	1,680	0	1,680	1,623	0	1,623	1,539	11	1,550*
Construction Bridge (1600 RM) over secondary road	3,311	0	3,311	2,756	0	2,756	2,527	0	2,527	2,442	4	2,446**

*indicatively

**including 514 Rm completed under B1.

Subcomponent B3: This subcomponent is maintenance centric and entails emergency, routine and periodic maintenance of ARAP constructed village road.

Emergency Maintenance: emergency repairing of flood affected roads and road structures executed through this sub-component. Community execute the contracted work in vulnerable segments of road network. Sixty-Eight emergency contracts have signed for repairing and maintenance of infrastructures as well as clearing of road surfaces due to flood and landslides under this subcomponent since inception of the project.

Snow Cleaning: As of 1st quarter of 1399 almost 758 km of tertiary roads has been unblocked through 81 contracts under this subcomponent in all over the country. NRAP/MRRD took immediate action with a specific plan for cleaning the affected tertiary roads.

Routine Maintenance: This subcomponent incorporates routine maintenance of the program constructed village roads. So far 3,600 km of tertiary road kept functional under routine maintenance since inception of the project and as of now no routine maintenance is ongoing for tertiary roads in ARAP project.

Periodic Maintenance: Periodic maintenance constitutes part of the Component B3. Insofar, 199 contracts include 2,156 km road have been completed under this subcomponent of ARAP project.

Moreover, 63 contracts include 565 km road is completed under periodic maintenance through MoF project.

Labor Days Generated

Descriptions	Since Inception	This Quarter
Labor days generated	5,131,496	27,252

Subcomponent B4: During the first quarter of 1399, total 24 ESMP were prepared, 2,266 (1,872 M, 394 F) person got awareness, 28 coordination meetings have been held, 81 GRC (58 M, 23 F) have been established. Likewise, 38 Community Participatory Monitoring have been conducted, 39 social issues such as land acquisition have been solved and 55 environmental monitoring have been conducted. Finally, yet importantly 46,790 m² of lands donated by the communities during the reporting period. Moreover, safeguard focal points has also conducted awareness sessions in their every meeting about COVID-19 to enhance community awareness in the subproject sites.



Construction work of 25.8 km road in
Kamdesh District of Nooristan
Province by NRAP.MRRD

Construction work of 5.76 km road from
Bazar sar dawra to Central Airport of
Kunduz Province by NRAP.MRRD



NRAP ISM Meeting

3 COMPONENT (C) PROGRAM PLANNING & DEVELOPMENT, INSTITUTIONAL STRENGTHENING, AND PROGRAM COORDINATION SUPPORT

The overall objective of this component is institutional strengthening, project management and program development which are segregated into three subcomponents of C1, and C2 and C3. The subcomponents are articulated as below:

Subcomponent C1 (Rural Roads Network Planning and Management System): A joint technical meeting conducted between both PIUs to evaluate the technical aspects of the Network Planning and Management System.

Moreover, NRAP/MoPW has the responsibility of data collection for primary and secondary road network. The data collection has been successfully completed in 18,876.39 Km in which 85% of national highways, 33 provinces except Uruzgan due to high security risk and also social surveys conducted in 12,340 social centers as end of 1st quarter of 1399.

Besides, under this subcomponent an assignment was given by the World Bank delegates to NRAP team in order to prioritize 1000 Km of secondary roads using the collected data. The assigned team (GIS, planning and economic analysis teams of both PIUs led by Mr. Maiwand Hoshmand and Mr. Mansoor Mansoori) has reported that they have analyzed 18,876.39 Km of roads including District roads, Provincial roads and National Highways, taking into consideration the indicator of poor, fair and good using the condition survey data. After comprehensive data analysis and clean up as a result they summarized the outcome as follow:

- Out of surveyed roads, 60% roads are unpaved and 40% roads are paved.
- Out of surveyed roads, 56% is district roads, 36% National Highways and 7% is provincial roads.
- Out of surveyed roads, 22.63% of roads are in good condition, 39.27% of roads are in fair condition and 38.07% roads are in poor condition.

As a result 902 Km of secondary road has been selected to survey and design department of PIU-MoPW.

Subcomponent C2 (Institutional Strengthening and Capacity Building): Throughout the project life different types of short-term trainings are provided for NRAP staff inside and outside the country. Following is some of in progress trainings for NRAP staff during 1st quarter of 1399:

- Post- Graduation course for NRAP staff under process.

Furthermore, as one of the activities under this subcomponent is construction of functional office and laboratory buildings in the eighth regional offices and improving the program library, so construction works of all 8 NRAP buildings is completed since inception of the project.

Total Training Conducted during 1399

Descriptions	Year 1399	This Quarter
Male Trainee	0	0
Female Trainee	0	0
Total Trainee	0	0

Subcomponent C3 (Program Coordination Support): Regular data flow to the program stakeholders through NRAP website, publishing monthly newsletter, media reporting, steering committee meetings, monthly coordination meeting, technical coordination meeting as well as ad hoc Senior Management Meeting for the project preparation and other related issues are commencing under this subcomponent.

Most of the meetings were not take place due to covid-19 lockdown, however, following is some completed activities under this subcomponent during the reporting period:

- Preparation and distribution of monthly newsletter
- Timely media reporting
- Quarterly Financial Report (IUFRR) prepared and distributed.
- Desk and wall calendar have been published

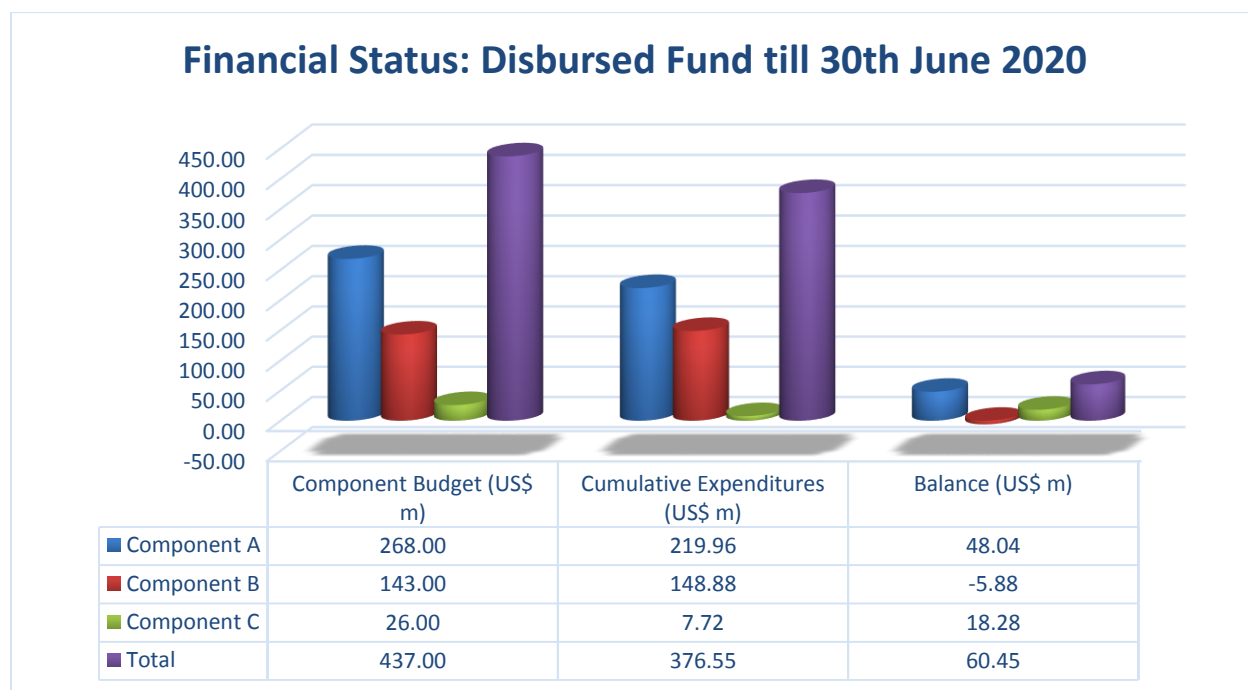
4 **COMPONENT (D) CONTINGENCY EMERGENCY RESPONSE:** This component will allow for rapid response in the event of an adverse natural or man-made event that causes a major disaster through the reallocation of project fund. It could also be used to channel additional funds for emergency response should they become available.

II. FINANCIAL PROGRESS

Component wise cumulative and Quarterly Financial Progress till 30 th June 2020				
Components	Total Project Budget (US\$ m)	Expenditures for this Quarter (US\$ m)	Cumulative Expenditures (US\$ m)	Balance (US\$ m)
Sub-total of Component A	\$268.00	\$1.38	\$219.96	\$48.04
Sub-total of Component B	\$143.00	\$2.05	\$148.88	(\$5.88) *
Sub-total of Component C	\$26.00	\$0.10	\$7.72	\$18.28**
Grand Total	\$437.00	\$3.52	\$376.55	\$60.45

*Budget deficit of component B is compensated from budget of component C

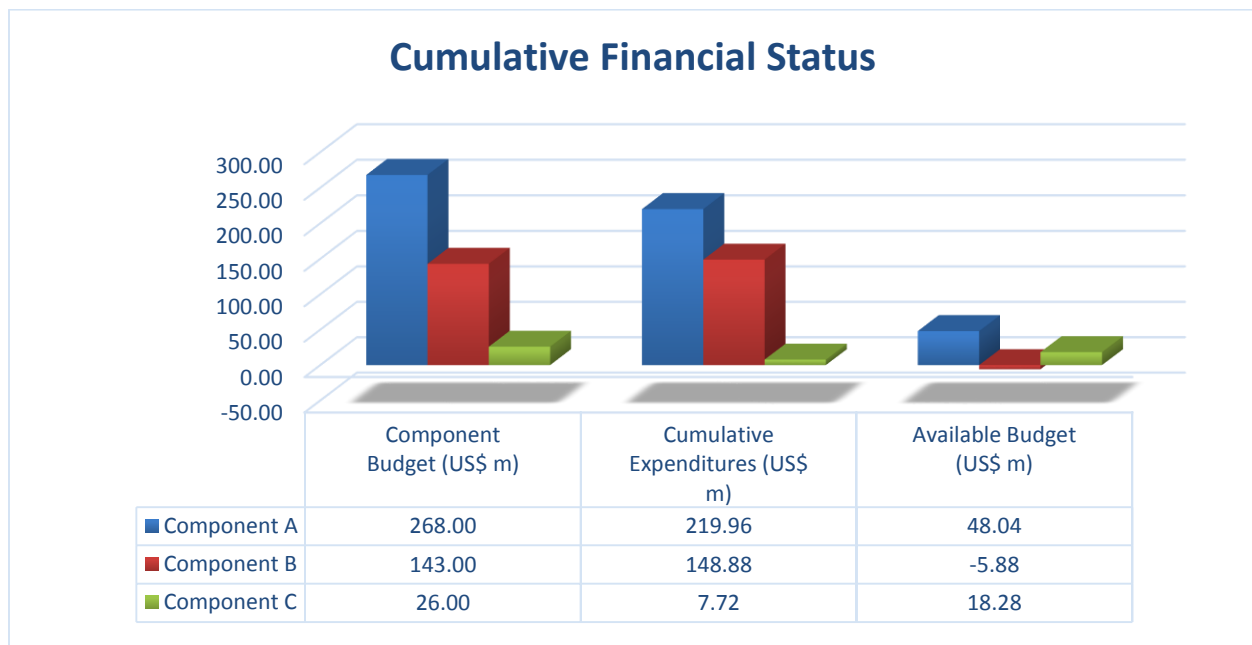
** US\$3m SDR loss include



Financial Vs Physical Progress of Major Activities of Component A					
Component Major Activities	Allocated Budget (US\$)	Disbursement Amount (US\$)	Financial Progress %	Physical Progress as per 5th year indicator (%)	Balance (US\$)
Gravel Surfacing	\$110,440,000	\$80,232,673.85	72.65	81.66	\$30,207,326.15
Asphalt Surfacing	\$76,590,000	\$60,804,318.19	79.39	105.47	\$15,785,681.81
Bridge construction	\$15,470,000	\$13,883,920.99	89.75	148.91	\$1,586,079.01
Road maintenance	\$21,000,000	\$19,511,671.63	92.91	217.80	\$1,488,328.37
Implementation support	\$44,500,000	\$45,522,776.42	102.30	-	-\$1,022,776.42

Financial Vs Physical Progress of Major Activities of Component B					
Component Major Activities	Allocated Budget (US\$)	Disbursement Amount (US\$)	Financial Progress %	Physical Progress as per 5th year indicator (%)	Balance (US\$)
Gravel Surfacing	\$70,500,000	\$78,144,862	110.84	109.15	-\$7,644,862.44
Bridge construction	\$13,000,000	\$11,931,372	91.78	120.75	\$1,068,628.39
Road maintenance	\$25,500,000	\$24,140,929	94.67	287.80	\$1,359,070.60
Implementation support	\$34,000,000	\$34,661,644	101.95	-	-\$661,643.86

Component Wise Fund Commitment Status			
Components	Component Budget (US\$ m)	Disbursed Budget (US\$ m)	Committed & Allocated (US\$ m)
Component A	\$268,000,000	\$219,955,361	\$48,044,639
Component B	\$143,000,000	\$148,878,807	(\$5,878,807)
Component C	\$26,000,000	\$7,717,921	\$18,282,079
Grand Total	\$437,000,000	\$376,552,090	\$60,447,910



OTHER ONGOING PROJECTS UNDER (NRAP)

1. NRAP-MoF

This project funded by the Islamic Republic of Afghanistan through Ministry of Finance with cumulative budget of US\$166.4 million in different years.

NRAP/MRRD has succeeded to complete 512 contracts under this project and achieved construction of 1,761 Km of roads, 3,687 Running meters of bridge and it has generated 2,407,157 labor days as of 1st quarter of 1399. While 33 Km road and 358 Rm bridges are delivered during the reporting period.

2. JICA & GOA Fund

The project funded by JICA & GOV and the executing entity is NRAP-MoPW. The cumulative budget of this project is almost US\$ 243 M in different years starting in SY1390 for delivering 621.66 Km of Asphalt roads and 2,120 Running meters of bridges in different provinces of Afghanistan. The design and procurement of this project completed.

Moreover, 82 contracts completed which through 438.83 Km road & 1,956 Rm bridges constructed and 2,720,708 number of labor days generated until quarter 1st of 1399. Besides, construction of 93 Km road and 340 Rm bridges are positively in progress.

CHALLENGES AND OBSTACLE

1. Insecurity

Insecurity remained a serious challenge to the contract implementation. This challenge not only impose additional security measures which results in excessive money but also slow down the subproject progress, unregulated oversights, and negatively impact the workmanship quality.

To mitigate the risk on already awarded contract implementation, a third party and community-monitoring model implemented to reduce the contract cost and control workmanship quality; however, the concern still exists for upcoming new contracts.

2. Material Cost

The cost escalation of constructional substances critically affected the implementation trend. The basic estimation (Cost per Km) of secondary roads during ARAP project design was significantly low than the actual contractual cost per km, therefore the implementation pace is deadly slow particularly in case of asphaltting surfaces, however, to fill the financial gap additional finance requested and approved in 2017

3. Capacity of Private Sector

A detected major challenge in implementation was the lack of management capacity among national private companies. In response, program PIUs provide them training on regular interval to teach how to prepare bids and manage their working capital as well as implementation plans.

ANNEXES (A) MoPW

Annex-A.1 Achievements During Reporting Period- 1st Quarter of 1399

Program-Ministry	Activity	Contracts Completed during Reporting Period						
		No. of Contracts	Road (KM)	Bridge (RM)	Structure (M)	Structure Bridge	Labor Days	Contract Cost \$
NRAP-MoPW	ARAP IDA+ARTF	3.00	28.90	0.00	6,938.00	6,938.00	81,165.09	5,411,006.00
	ARAP JICA/GOA	0.00	0.00	0.00	0.00	0.00	0.00	0.00
	ARAP PM	0.00	0.00	0.00	0.00	0.00	0.00	0.00
	ARAP EM	0.00	0.00	0.00	0.00	0.00	0.00	0.00
	ARAP PD	0.00	0.00	0.00	0.00	0.00	0.00	0.00
	ARAP RM	0.00	0.00	0.00	0.00	0.00	0.00	0.00
Total		3.00	28.90	0.00	6,938.00	6,938.00	81,165.09	5,411,006.00

Annex –A.2 Contracts at Different Stages of Implementation

Program-Ministry	Projects	Total no. of Contracts	Development			Procurement			Delivery		
			Completed	Ongoing	Planned	Completed	Ongoing	Planned	Completed	Ongoing	Cancelled/ Terminated
NRAP-MoPW	LIWP-WB	312.00	312.00	-	-	312.00	-	-	300.00	-	-
	NEEP1-WB	217.00	217.00	-	-	217.00	-	-	209.00	-	-
	NEEPRA-WB	100.00	100.00	-	-	96.00	-	-	100.00	-	-
	NRAP-WB+DF	46.00	46.00	-	-	46.00	-	-	42.00	-	-
	NERAP-IDA+ARTF	140.00	140.00	-	-	140.00	-	-	137.00	-	-
	ARAP-IDA+ARTF	150.00	150.00	-	-	150.00	-	-	132.00	9.00	9.00
	ARAP- JICA/GOA	97.00	97.00			97.00			82.00	8.00	-
	ARAP-PM	22.00	22.00	-	-	22.00	-	-	23.00	-	-
	ARAP-RM-1,RM-2,RM-3, RM-4 & RM-5	507.00	507.00	-	-	507.00	-	-	507.00	-	5.00
	ARAP-EMR	34.00	34.00	-	-	34.00	-	-	34.00	-	-
	ARAP-PD	9.00	9.00	-	-	9.00	-	-	9.00	-	-
Total		1,634.00	1,634.00	-	-	1,630.00	-	-	1,575.00	17.00	14.00

Annex-A.3 Contracts Completed as of end of 1st Quarter 1399

Program-Ministry	Activity	Contracts Completed as of this Period						Contract Cost \$
		No. of Contracts	Road (KM)	Bridge (RM)	Structure(M)	Structure Bridge	Labor Days	
NRAP-MoPW	ARAP IDA+ARTF	132.00	1,080.26	1,489.10	142,365.00	143,854.10	2,566,489.95	162,094,101.80
	ARAP JICA/GOA	82.00	438.63	1,956.00	1,612.00	3,568.00	2,720,708.15	171,834,199.00
	ARAP PM	23.00	671.03	0.00	0.00	0.00	147,472.78	9,314,070.23
	ARAP-RM,RM2,RM3	507.00	5,537.00	0.00	0.00	0.00	108,934.46	6,880,071.23
	ARAP- PD	9.00	30.70	35.00	0.00	35.00	41,607.22	2,627,824.66
	ARAP EMR	34.00	178.44	0.00	0.00	0.00	41,607.22	2,627,824.66
Total		787.00	7,936.06	3,480.10	143,977.00	147,457.10	5,626,819.78	355,378,091.58

Annex- A.4 NRAP ongoing Projects during 1st Quarter 1399

Program-Ministry	Projects	Contracts Ongoing as of This Quarter						Contract Cost \$
		No. of Contracts	Road (KM)	Bridge (RM)	Structure(L M)	Structure Bridge	Labor Days	
ARAP-MoPW	ARAP- IDA+ARTF	9.00	97.30	-	11,365.00	11,365.00	323,006.36	22,826,900.04
	ARAP JICA/GOA	8.00	93.00	340.00	8,746.00	9,086.00	529,812.62	33,461,849.93
	ARAP-PM	-	-	-	-	-	-	-
	ARAP-RM,RM2,RM3	-	-	-	-	-	-	-
	ARAP- PD	-	-	-	-	-	-	-
	ARAP-EMR	-	-	-	-	-	-	-
Total		17.00	190.30	340.00	20,111.00	20,451.00	852,818.99	53,862,251.76

Annex-A.5 NRAP MoPW Achievements since inception to the end of 1st Quarter 1399

Program-Ministry	Projects	NRAP-MoPW Overall Program Achievement Since Inception						
		No. of Contracts	Road Km	Bridge RM	Structures LM	Structure Bridge	Labor Days	Contract Cost \$
NRAP - MoPW	LIWP-WB	312.00	3,897.96	3,436.50	24.00	3,460.50	3,403,984.00	12,223,000.00
	NEEPI-WB	217.00	2,200.90	644.50	22.20	666.70	2,591,107.00	10,714,000.00
	NEEPRA-WB	100.00	809.00	23,637.64	522.25	24,159.89	1,428,678.00	22,045,320.41
	NRAP-WB+DF	46.00	242.07	10,024.30	719.02	10,743.32	1,190,246.00	21,326,190.00
	NERAP-IDA+ARTF	137.00	1,122.88	54,777.10	1,521.50	56,298.60	1,753,698.18	140,600,000.00
	ARAP-IDA+ARTF	132.00	1,080.26	1,489.10	142,365.00	143,854.10	2,566,489.95	162,094,101.80
	ARAP-JICA/GOA	82.00	438.63	1,956.00	1,612.00	3,568.00	2,720,708.15	171,834,199.00
	ARAP-PM	23.00	671.03	-	-	-	147,472.78	9,314,070.23
	ARAP-RM (1,2,3)	507.00	5,537.00	-	-	-	108,934.46	6,880,071.23
	ARAP- PD	9.00	30.70	35.00	-	35.00	41,607.22	2,627,824.66
	ARAP-EMR	34.00	178.44	-	-	-	41,607.22	2,627,824.66
Overall Achievement		1,599.00	16,208.87	96,000.14	146,785.97	242,786.11	15,994,532.96	562,286,601.99

Annex- A.6 NRAP Donor Commitment

Program- Ministry	Donor	Projects	Commitment (USD)	Disbursement (USD)	Projects Status
NRAP - MoPW	WB	LIWP	12,223,000.00	12,223,000.00	Completed
	WB	NEEP1	10,846,150.00	10,714,000.00	Completed
	WB	NEEPRA	21,755,279.00	22,045,320.41	Completed
	DFID	NRAP	21,326,190.00	21,326,190.00	Completed
	CIDA	NRAP	1,000,000.00	1,000,000.00	Completed
	SIDA	NRAP	521,385.60	521,385.60	Completed
	GOI	NERAP	3,021,074.21	3,021,074.21	Completed
	IDA+ARTF	NERAP	140,600,000.00	140,600,000.00	Completed
	IDA+ARTF	ARAP Road&Bridge	139,991,058.50	1,673,756.84	Completed
		NRAP JICA/GOA	154,753,134.50	9,490,143.66	Completed
		ARAP RM	6,880,071.23	-	Completed
		ARAP PM	9,314,070.23	640,367.47	Completed
		ARAP EM	2,627,824.66	-	Completed
		ARAP PD	2,627,824.66	-	Completed
		ARAP Road&Bridge	20,400,401.83	15,908,955.50	Ongoing
		NRAP JICA/GOA	53,532,739.28	18,723,847.94	Ongoing
		ARAP RM	-	-	Completed
		ARAP PM	-	-	Completed
		ARAP EM	-	-	
		ARAP PD	-	-	
Total			601,420,203.70	257,888,041.63	

Annex- A.7 ESM Reflection

S/No	Activity	Central (Kabul)	West (Herat)	Central High Land (Bamyan)	East (Jalalabad)	North (Mazar-e-Sharif)	South East (Gardez)	South (Kandahar)	North East (Kunduz)	Badakhshan	Total
1	# of ESM Plans Prepared	0	0	0	0	0	0	0	0	0	0
2	# of Male Consultation Meetings Held	0	3	3	6	1	7	0	0	0	20
3	# of Female Consultation Meetings Held	0	0	0	0	0	0	0	0	0	0
4	# of Male trained/consulted/Awarded	0	35	45	78	13	88	0	0	0	259
5	# of Female trained/consulted/Awarded	0	0	0	0	0	0	0	0	0	0
6	# of Male Grievance Redress Committee (GRC) Established	0	0	0	0	0	0	0	0	0	0
7	# of Female Grievance Redress Committee (GRC) Established	0	0	0	0	0	0	0	0	0	0
8	# of PAFs	0	0	0	0	0	0	0	0	0	0
9	# of Male PAPs	0	0	0	0	0	0	0	0	0	0
10	# of Female PAPs		0	0	0	0	0	0	0	0	0
11	Land donated (m2) by people	0	0	0	0	0	0	0	0	0	0
12	# of Trees Going to be Cut	0	0	0	0	0	0	0	0	0	0
13	# of Trees Going to be Planted	0	0	0	0	0	0	0	0	0	0
14	# of Stripe Plan Prepared	0	0	0	0	0	0	0	0	0	0
15	# of Abbreviated RAP Prepared	0	0	0	0	0	0	0	0	0	0
16	# of Projects Monitored/Visited	0	3	3	7	1	7	0	0	0	21
17	# of Issues Solved	0	1	1	1	1	2	0	0	0	6

ANNEX (B) MRRD:

B.1 Achievements During the Reporting Period – 1st Quarter 1399

Ministry	Projects	Achievement During the Reporting Period						
		No. of contracts Completed	Road (km)	Structures (linear meter)	Bridge (linear meter)	Total linear meter (Structure+Bridge)	Labor Days	Contract Cost (\$)
	ARAP-MRRD-WB	4	11	6,253		6,253	27,252	1,679,098
MRRD	NRAP - MRRD - MOF	18	33	4,344	358	4,702	69,970	4,641,728
	ARAP-MRRD-MoPW	24	27	4,100		4,100	89,562	2,796,356
Total		46	71	14,696	358	15,054	186,784	9,117,182

B.2 CONTRACTS AT DIFFERENT STAGES OF IMPLEMENTATION

Ministry	Projects	No. of Contracts as per P.P	Development			Procurement			Delivery		
			Completed	Ongoing	Planned	Completed	Ongoing	Planned	Completed	Ongoing	Terminated
MRRD	MOF	-	906			672			512	147	1
	ARAP	402	557			448			410	33	6
Total		402	1,463	-	-	1,120	-	-	922	180	7

B3. CONTRACT COMPLETED FROM INCEPTION TO END OF 1st QUARTER 1399

Ministry	Projects	Works Budget In Million (\$)	Physical Target (km)	Completed Contracts						
				No. of Contracts completed	Road (km)	Structures (linear meter)	Bridge (linear meter)	Total linear meter (Structure+Bridge)	Labor Days	Contract Cost (\$)
MRRD	ARAP	80.5	379	410	1,517	97,126	2,464	94,482	2,046,577	98,033,363
	MOF			512	1,761	250,698	3,687	254,385	2,407,157	162,131,489
	ARAP-MoPW		443	57	79.83	9480			175626	6686041.57
Total		80.5	1429	922	3,277	347,824	6,151	348,867	4,453,734	260,164,853

B.4 CONTRACTS ONGOING DURING 1st QUARTER 1399

Ongoing Contracts							
Project	No. of Contracts	Road (km)	Structure s (linear meter)	Bridge (linear meter)	Total linear meter (Structure+Bridge)	Labor Days	Contract Cost (\$)
ARAP	33	36	6,428	30	6,458	89,357	4,234,323
MOF	147	462	84,381	718	85,099	196,887	55,004,546
ARAP-MoPW	7	5.61	797			24910	814564.66
Total	180	498	90,809	748	91,557	286,244	59,238,869

B.5 DONOR COMMITMENT FOR COMPLETED PROJECTS

Ministry	Donor	Project	Commitment in Million (\$)	Status of the Project
MRRD	MoF	MoF	201.8	Ongoing
	World Bank	ARAP	150	Ongoing
	Japan	Japan Fund	23.5	Completed
	DFID	CARD-F	1.52	Completed
	World Bank	NERAP	91.5	Completed
	APRP	APRP	15	Completed
	AusAID	URAP	11	Completed
	AusAID	RAD-TK	2.87	Completed
	JSDF	LIPWP	2	Completed
	World Bank	LIWP	3.24	Completed
	CNTF	CNTF1	5.29	Completed
	USAID	NEEPRA-US	14.74	Completed
	EC	NEEPEC	10.63	Completed
	JSDF	RAL	19.6	Completed
	PSIB	NEEPRA-PS	15	Completed
	World Bank	NEEP1	2.43	Completed
	World Bank	NEEPRA-WB	14.73	Completed
	World Bank	ILO	1.72	Completed
	World Bank	JPMU	2.29	Completed
	DFID	HARDP	16.25	Completed
CNTF	CNTF-LB	6	Completed	
Total			598.86	

B.6 NRAP OVERALL ACHIEVEMENTS SINCE INCEPTION

Ministry	Projects	Completed Contracts							
		Works Budget in m (\$)	# of Contracts completed	Road (KM)	Structure (RM)	Bridge (RM)	Total RM (Structure+Bridge)	Labor days	Contract Cost (\$)
NRAP-MRRD	HARDP - MRRD - DF	11.50	11,500,000	16	84	24	28	52	-
	NEEP1 - MRRD - WB	2.37	2,370,000	73	291	1,549	-	1,549	419,011
	NEEPEC - MRRD - EC	6.75	6,750,000	26	159	1,793	102	1,895	330,101
	NEEPRA - MRRD - AU	0.48	480,000	15	31	303		303	32,177
	NEEPRA - MRRD - CD	0.20	200,000	2	20	4		4	2,382
	NEEPRA - MRRD - DF	5.77	5,770,000	73	236	8,427	58	8,485	312,147
	NEEPRA - MRRD - PS	3.61	3,610,000	47	183	2,585	137	2,721	240,363
	NEEPRA - MRRD - US	1.51	1,510,000	4	58	636		636	11,604
	NEEPRA - MRRD - WB	8.33	8,330,000	248	708	8,928	117	9,045	1,300,885
	NERAP - MRRD - TF		-	134	428	11,418	383	11,801	456,860
	NERAP - MRRD - WB		-	279	920	20,273	1,219	21,492	1,404,919
	NRAP - MRRD - CF	3.99	3,990,000	4	46		162	162	22,642
	NRAP - MRRD - DU	0.70	700,000	4	16	319		319	6,415
	RAD-TK -AU	1.91	1,910,000	16	24	250	45	295	104,935
	NRAP-LB - MRRD - CF	5.02	5,020,000	96	143	3,941		3,941	578,382
	RAL - MRRD - JF	9.42	9,420,000	34	349	9,506	10	9,515	359,800
	APRP-NRAP-MRRD	15.00	15,000,000	29	86	4,104		4,104	482,684
	CARD-F			3	13	6,777		1,293	22,365
	URAP			39	52	496		496	114,455
Total		76.56		1,142	3,847	81,332	2,260	78,108	6,202,128

B.7 ESM Reflection

Details of ESM Activities during Reporting Period												
No	Activity	Kabul	West	CHL	East	North	South East	South	North East	Badakhsan	Total	
1	# of ESM documents prepared	7	0	4	2	3	0	3	3	2	24	
2	# of trees planted	0	0	0	0	0	0	0	0	100	100	
3	# of people got awareness	Male	216	330	177	130	310	80	190	363	76	1872
		Female	0	110	45	0	54	0	65	70	50	394
4	# of coordination meetings held	6	2	1	1	4	4	6	4	0	28	
5	# of Social Inclusion Committee/GRC	Male	7	4	11	11	6	4	5	7	3	58
		Female	0	0	6	0	2	0	5	7	3	23
6	# of issues solved through GRC	0	0	0	0	0	0	36	3	0	39	
7	# of CPM conducted	0	8	0	11	6	4	6	3	0	38	
8	Land donated (m2)	3941	2510	3080	4800	1100	0	28949	790	1620	46790	
9	Environmental Monitoring	2	4	0	11	5	10	6	5	12	55	

B.8 Financial Status of other Ongoing Projects

B.8.1. MoF Financial Details

MoF 1399 FY						
Component	Budget	Disbursement			Balance	%
		Till previous	This period	To date		
Works	32,573,320	530,056	7,184,884	7,714,940	24,858,380	24%
Non-Works	2,881,226	147,494	710,933	858,426	2,022,800	30%
Total	35,454,545	677,549	7,895,817	8,573,367	26,881,179	24%