



Islamic Republic of Afghanistan

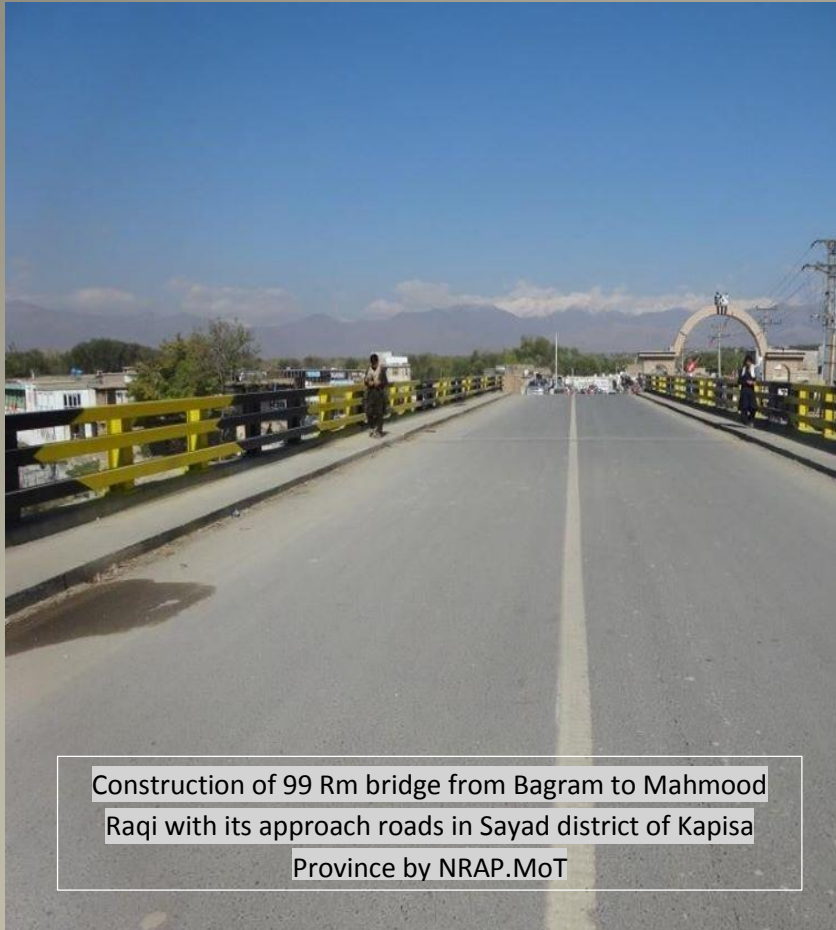
Ministry of Finance

Ministry of Public Works

Ministry of Rural Rehabilitation
& Development



**National Rural Access
Program
(NRAP)**



Construction of 99 Rm bridge from Bagram to Mahmood Raqi with its approach roads in Sayad district of Kapisa Province by NRAP.MoT



Construction of 14 Km road in Nangarhar Province by NRAP.MRRD

*Note:
ARAP, the mega project of NRAP program is going to closed by March 15, 2020 it will reduced 50% its human capital due to no follow up operation.*

3rd Quarter Report 1398

(21 September, 2019 – 20 December, 2019)

Prepared by:

Besmillah Besmil/Daryosh Tabesh

<i>Contact Information</i>	
<i>Program Title</i>	National Rural Access Program (NRAP)
<i>Start Date</i>	2002
<i>Donor</i>	World Bank, USAID, GOI, DFID, JSDF, CIDA, AUSAID, EC, Holland, CNTF, PSIB and GoA
<i>Executive Ministries</i>	Ministry of Transport and Ministry of Rural Rehabilitation & Development
<i>Geographic Coverage</i>	All 34 Provinces of Afghanistan

Mission and strategic Goals

Mission: To Enhance Human Security and Promote Equitable Economic Growth by ensuring year round Access to Basic Services and Facilities in Rural Afghanistan.

Strategic Goals

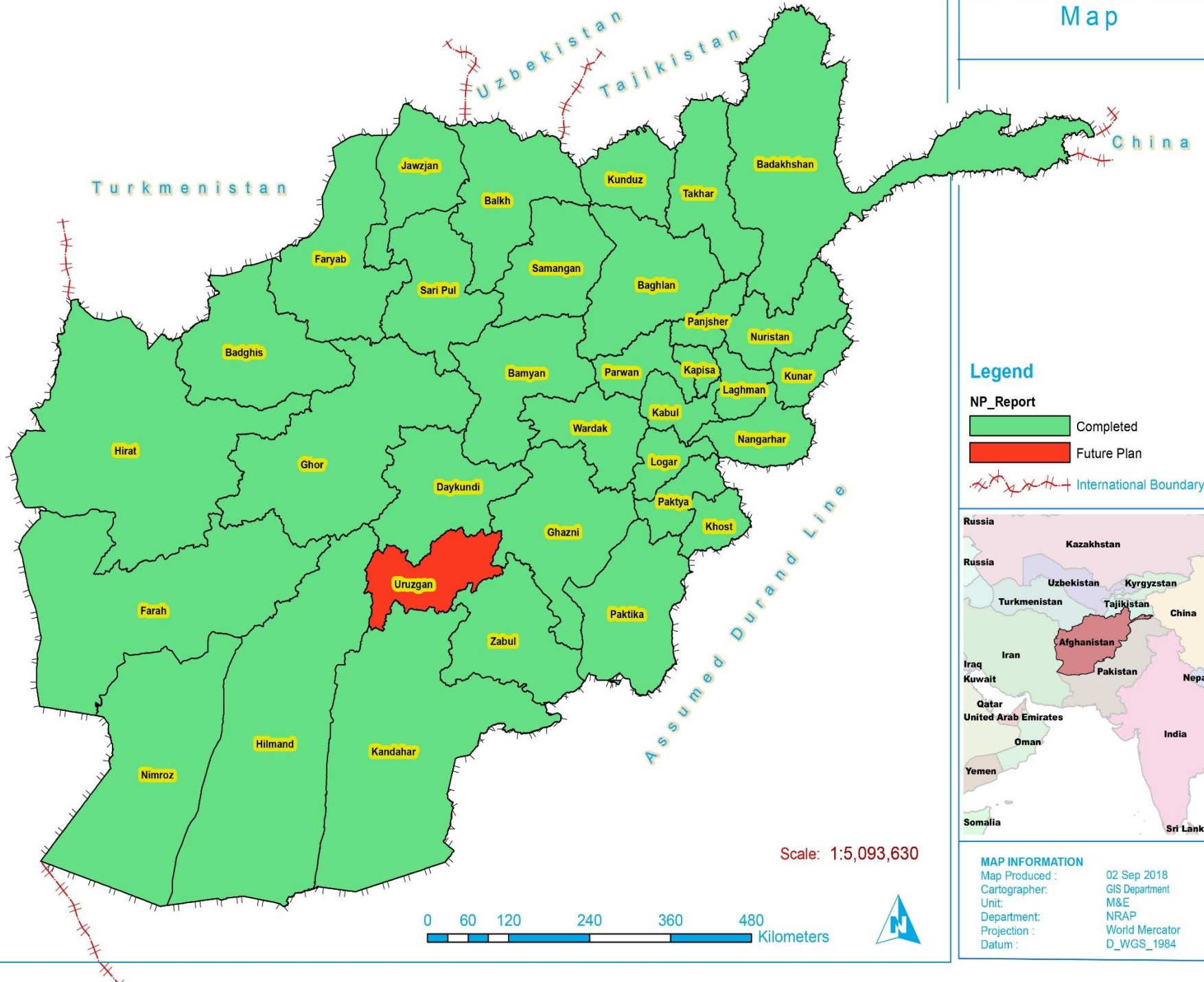
- To rehabilitate quality rural road infrastructures that will provide year round access to the remote village to basic services, such as markets, health care center and schools.
- Provide increased employment opportunities through using labor-based methods and a private sector-led approach for all works.
- Enhance the capacity of communities and private sector to manage, deliver and maintain public transportation facilities through on-the-job capacity development.



ROAD NETWORK & PLANNING SURVEY WORK PROGRESS REPORT



AFGHANISTAN Map




Legend

NP_Report

- Completed
- Future Plan
- International Boundary



Scale: 1:5,093,630



MAP INFORMATION

Map Produced : 02 Sep 2018
 Cartographer: GIS Department
 Unit: M&E
 Department: NRAP
 Projection : World Mercator
 Datum : D_WGS_1984

Table of Contents

ABBREVIATIONS AND ACRONYMS:	e
EXECUTIVE SUMMARY	1
1) COMPONENT (A) SECONDARY ROADS-MOT	1
2) COMPONENT (B) TERTIARY ROADS-MRRD	1
3) COMPONENT (C) PROGRAM PLANNING & DEVELOPMENT, INSTITUTIONAL STRENGTHENING, AND PROGRAM COORDINATION SUPPORT	1
AFGHANISTAN RURAL ACCESS PROJECT (ARAP).....	3
I. PHYSICAL PROGRESS	3
1. COMPONENT (A) DISTRICT ROADS	3
2. COMPONENT (B) VILLAGE ROADS	5
3. COMPONENT (C) PROGRAM PLANNING & DEVELOPMENT, INSTITUTIONAL STRENGTHENING, AND PROGRAM COORDINATION SUPPORT	7
II. FINANCIAL PROGRESS	8
OTHER ONGOING PROJECTS UNDER (NRAP).....	10
1. NRAP-MoF	10
3. JICA & GOA Fund	10
CHALLENGES AND OBSTACLE	11
1. INSECURITY	11
2. MATERIAL COST	11
3. CAPACITY OF PRIVATE SECTOR	11
ANNEXES (A) MoT	i
ANNEX (B) MRRD:	vi

Abbreviations and Acronyms:

APRP	Afghanistan Peace and Reintegration Project
ARAP	Afghanistan Rural Access Project
ARTF	Afghanistan Reconstruction Trust Fund
AUSAID	Australian Agency for International Development
CARD-F	Comprehensive Agriculture and Rural Development Facility
CHL	Central Highlands
CIDA	Canadian International Development Agency
DLP	Defect Liability Period
EM	Emergency Maintenance
ESM	Environmental and Social Monitoring
ESMF	Environmental and Social Safeguard Framework
FA	Financial Audit
GOI	Government of India
GOV	Government
GRC	Grievance Redress Committees
IDA	International Development Association
JF	Japan Fund
JICA	Japan International Cooperation Agency
Km	Kilometer
M	Meter
MIS	Management Information System
MoF	Ministry of Finance
MoT	Ministry of Transport
MoPW	Ministry of Public Works
MRRD	Ministry of Rural Rehabilitation and Development
NCU	National Coordination Unit
NEEP	National Emergency Employment Program
NEEPRA	National Emergency Employment program for Rural Access
NERAP	National Emergency Rural Access Project
NPP	National Priority Program
NRAP	National Rural Access Project
PAP	Project Affected Person/People
PDO	Project Development Objectives
PIU	Program Implementation Unit
PRI	Project Result Indicators
QA/QC	Quality Assurance & Quality Control
RCC	Reinforced Cement Concrete
RM	Running Meter
SCM	Steering Committee Meeting
SIDA	Swedish International Development Cooperation Agency
SMM	Senior Management Meeting
SMT	Senior Management Team
TA	Technical Audit
URAP	Uruzgan Rural Access Project
USAID	United States Agency for International Development
WB	World Bank

EXECUTIVE SUMMARY

This summary consolidates the overall progress made toward performance indicators of the projects including ARAP during third quarter of 1397. The highlights include the achievements of components A, B, C and D of the ARAP project while briefly indicated the overall progress of other projects under NRAP during the reporting period. The detailed data is provided in annexes (A) & (B).

- 1) COMPONENT (A) SECONDARY ROADS-MoT:** The responsibility of construction, rehabilitation and maintenance of major local roads (district roads) is entrusted to PIU-MoT¹. This component has succeeded to construct and rehabilitate 756.08 Km gravel surfaced road, 263.68 Km asphalt surfaced road and 1,489.1 Running meters of bridges as well as constructed 135,124 linear meter associated drainage structures, which generated 5,533,945 labor days to communities' in subproject vicinity since inception to date. While, 10 Km gravel surface road & indicatively 12.64 Km asphalt surfaced road is constructed during the reporting period.
- 2) COMPONENT (B) TERTIARY ROADS-MRRD:** PIU-MRRD is the executing authority of this component and it is responsible to improve, construct and maintain minor local roads (village roads). The cumulative physical achievement since inception; 2012 of the project to the end of 3rd quarter of 1398 is construction of 1,529 Km of village roads, 2,439 Running meter bridge (includes 514 Rm bridges under B1), 83,652.27 linear meters associated drainage structures as well as generated 5,061,848 labor days. Whereas indicative rehabilitation of 17 Km road and construction of 120 Rm of bridges are reported during the reporting period.
- 3) COMPONENT (C) PROGRAM PLANNING & DEVELOPMENT, INSTITUTIONAL STRENGTHENING, AND PROGRAM COORDINATION SUPPORT:** This component is jointly executed by MoT and MRRD for various activities which will be undertaken by each individual, while ensuring close coordination with each other, facilitated by the National Coordination Unit (NCU).
 1. Gap Analysis in national road network including district road has been conducted. New version of road network database has been released and data collection of road network planning is completed for 33 provinces, 85% of national highways.
 2. Since inception of the project different types of short, long term and on the job trainings were provided to individuals, meeting the preset selection criteria. Both domestic and international trainings provided to program staff in different fields such as, CCNA, MSCD, Project Management and Academic English courses to civil servant, while required on job trainings were provided to internship students and fresh graduate engineers indoor. Moreover, it is worthy to report that constructions of all 8 NRAP buildings are completed.
 3. Beside regular data flow to program stakeholders through NRAP website, newsletter, media report; steering committee meetings, monthly coordination meeting, technical coordination meeting as well as ad hoc Senior Management Meeting conducted for project preparation and other related issues.
- 4) COMPONENT (D) CONTINGENCY EMERGENCY RESPONSE:** This component with allocated US\$ 0 budget is for contingency and emergency response that will allow for rapid response in the event of an adverse natural or man-made event that causes a major disaster through the reallocation of project fund. There is no achievement under this this component yet.

¹ MoT (Previously MoPW)

ARAP Project Physical Progress Status As of December 2019

Intermediate Result Indicator	Unit	*PRI	5th Year Indicator	Achievements	Progress as per PRI (%)	Progresses per 5th year indicator(%)	Variance + -%
Financial management system in MRRD and MPW developed and functional	%	100	100	100.00		100.00	0.00
Cost estimation system developed and fully functional	%	100	100	100.00		100.00	0.00
Design Standards developed and adopted	%	100	100	90.00		90.00	-10.00
Improved network Management System in Place	%	100	100	100.00		100.00	0.00
Complete Road Inventory (100% of roads under central government mandates, Including major highways, secondary roads and tertiary roads under NRAP sponsorship)	%	100	100	85 % major highways and secondary roads	85.00	85.00	-15.00
				0 % tertiary roads	0.00	0.00	-100.00
Roads constructed, Rural	Km	2670	2550	2548.76	95.46	99.95	-0.05
Km of gravel surfaced secondary roads rehabilitated	Km	1000	1000	756.08	75.61	75.61	The performance has been expedited to achieve the set indicators
Km of asphalt surfaced secondary roads rehabilitated	Km	250	250	263.68	105.47	105.47	5.47% ahead
Construction of bridges on secondary roads	Meter	1000	1000	1489.10	148.91	148.91	48.91% ahead
Km of secondary roads under routine and periodic maintenance scheme	Km	1000	1000	2178.03	217.80	217.80	117.80% ahead
Km tertiary roads rehabilitated	Km	1420	1300	1529.00	107.68	117.62	17.62% ahead
Construction of bridges on tertiary roads	Meter	1600	1600	1925.00	120.31	120.31	20.31 ahead
Km of tertiary roads under routine and periodic maintenance scheme	Km	2000	2000	5731.00	286.55	286.55	186.55 ahead
Job opportunities created via the intervention	Million Labor days	11.92	-	10.60	88.89	-	-11.11
Number of People trained or retrained	# people annually	-	833	109.00		13.09	-86.91
Female: Number of people trained or retrained (20% of total number of people)	# Female annually	-	167	78.00		46.71	-53.29

*PRI- Project Result Indicator

AFGHANISTAN RURAL ACCESS PROJECT (ARAP)

I. PHYSICAL PROGRESS

1. COMPONENT (A) DISTRICT ROADS

Subcomponent A1, A2 & A3: By completion of first quarter of 1398, component A has successfully completed rehabilitation of 756.08 Km of gravel surface, 263.68 Km asphalt surface road and constructed 1,489.1 Rm of bridges through total 141 contracts since inception of the project. While total 20 contracts for rehabilitation of total 225.02 Km road ((186.08 Km gravel roads, 38.94 Km asphalt roads) is positively in progress.

Bellow table indicates the details progress since inception and during the reporting quarter.

Activities	Surveyed			Designed			Awarded			Completed		
	Previous	This Quarter	Total	Previous	This Quarter	Total	Previous	This Quarter	Total	Previous	This Quarter	Total
Rehabilitation of secondary Road (1000 KM) gravel	1037.71	0	1037.71	1037.71	0	1037.71	956.64	0	956.64	746.08*	10	756.08
Construction Bridge (1000 RM) over secondary road	1,480.1	0	1,480.1	1,480.1	0	1,480.1	1,480.1	0	1,480.1	1,489.1**	0	1,489.1
Upgrading of 250Km secondary road to asphalt surface	400.10	0	400.10	400.10	0	400.10	314.52	0	314.52	251.04	12.64***	263.68

*As a result of upgradation of data reporting system, data verification and data clean up, the total achievement under this subcomponent is equal to 746.08 Km road, however, it has been miss reported 618.9 Km road in previous quarter report. It is worth to mention that total 745.8 Km road includes, 665.73 Km road of Completed sub-projects, 32 Km road post disaster sub- project which meets the criteria of gravel surfaced roads and 48.35 Km accessibility achieved in cancelled sub-projects.

** 1480.1 Rm bridges was awarded initially but after applying variation to one of the sub-projects now actual construction lengths changed to 1489.1 Rm of bridges.

*** indicatively.

Subcomponent A4: This subcomponent is allocated for maintenance of secondary road. The periodic maintenance has been applied to 671.03 Km road and 34 emergency maintenance contracts are completed since inception of the project to the end of 3rd quarter of 1398. Likewise, 507 contracts with total length of 1,507 Km road (it has been contracted for four & five rounds that cumulatively total 5537 Km length of roads are covered under routine maintenance) is completed under routine maintenance.

Furthermore, 9 post disaster sub-projects with total cost of 2,485,508.35\$ and generation of 263,671.01labor days are successfully completed since inception of the project under this sub component.

Labor Days Generated

Descriptions	Since Inception	This Quarter
Labor days generated	5,533,945	18,347

Subcomponent A5: ESM report for 3rd Quarter of 1398, no ESM Plans are prepared during the reporting period, 2306 beneficiaries (1240 males and 1066 female) were trained/consulted, 33 community consultations meetings (18 with male and 15 with female) held at different stages of the projects. Likewise, 24 grievance redress committee (13 Male GRC and 11 Female GRC) has been established, 69 subprojects have been visited and 24 different issues such as air pollution, hiring more community laborers by contractor, design and land donation were raised by the communities and most of the issues solved through consultation with contractors and providing technical information to communities during the reporting period.



د افغانستان وزارت ترانسپورت
MINISTRY of TRANSPORT



Inauguration of 99 Rm bridge from Bagram to Mahmood Raqi with its approach roads in Sayad district of Kapisa Province by NRAP.MoT



Construction Work of 9.140 Km road in Qarqeen district of Jawzjan province by NRAP.MoT



Financial Reporting (IUFR) Workshop
Conducted by NCU

1. COMPONENT (B) VILLAGE ROADS

Subcomponent B1 & B2: These sub-components of ARAP has successfully rehabilitated indicatively 17 km of roads, Construction of 120 Rm bridges and generated 29,278 labor days. While total 1,529 Km of roads, 2,439 running meters of bridge and 83,652.27 linear meter associated drainage structures have been constructed since inception of the project. Moreover, 46 contracts to rehabilitated 100 Km of roads and 78 running meters of bridge is ongoing.

Bellow table indicates the details progress since inception and during the reporting quarter.

Activities	Surveyed			Designed			Awarded			Completed		
	Previous	This Quarter	Total	Previous	This Quarter	Total	Previous	This Quarter	Total	Previous	This Quarter	Total
Rehabilitation of tertiary Road (1300 KM) gravel	1696	0	1696	1,680	0	1,680	1,623	0	1,623	1,512	17	1,529*
Construction Bridge (1600 RM) over secondary road	3,311	0	3,311	2,756	0	2,756	2,527	0	2,527	2,319	120	2,439**

*indicatively

**including 514 Rm completed under B1.

Subcomponent B3: This subcomponent is maintenance centric and entails emergency, routine and periodic maintenance of ARAP constructed village road.

Emergency Maintenance: Under this sub-component, emergency repairing of flood affected roads and road structures are being done. These works are usually contracted with communities and implemented through them. Sixty-Eight emergency contracts have been signed for repairing and maintenance of infrastructures as well as clearing of road surfaces due to flood and landslides under this subcomponent since inception of the project.

Snow Cleaning: As of 3rd quarter of 1398 almost 758 km of tertiary roads has been unblocked through 81 contracts under this subcomponent in all over the country. NRAP/MRRD took immediate action with a specific plan for cleaning the affected tertiary roads.

Routine Maintenance: This subcomponent incorporate routine maintenance of the program constructed village roads. So far 3,600 km of tertiary road kept functional under routine maintenance and as of now 264 Km of tertiary road is under routine maintenance through 25 contracts in ARAP project.

Periodic Maintenance: Periodic maintenance constitutes part of the Component B3. Insofar, 189 contracts include 2,131 km road have been completed and 6 contracts includes 46 Km road is ongoing under periodic maintenance of ARAP project.

Moreover, 63 contracts include 544 km road is completed under periodic maintenance through MoF project.

Labor Days Generated

Descriptions	Since Inception	This Quarter
Labor days generated	5,061,848	29,278

Subcomponent B4: During the 3rd quarter of 1398, total 20 ESMP were prepared, 1,621 (1343 M, 278 F) people were trained, 68 coordination meetings have been held, 50 GRC (33 M, 17 F) have been established. Likewise, 46 Community Participatory Monitoring and 30 social audit have been conducted, 22 social issues such as land acquisition have been solved and 66 environmental monitoring have been conducted. Last but not least 389,220 m² of lands have been donated by the communities during the reporting period.



Inauguration of 9 NRAP subprojects in Badakhshan Province by NRAP.MRRD



Construction work of 4 km road in Laja Mangal district of Paktya Province by NRAP.MRRD



NRAP Monthly Coordination Meeting

3 COMPONENT (C) PROGRAM PLANNING & DEVELOPMENT, INSTITUTIONAL STRENGTHENING, AND PROGRAM COORDINATION SUPPORT

The overall objective of this component is institutional strengthening, project management and program development which are segregated into three subcomponents of C1, and C2 and C3. The subcomponents are articulated as below:

Subcomponent C1 (Rural Roads Network Planning and Management System): During this quarter there was a joint technical meeting of both PIUs held to evaluate the technical aspects of the Network Planning and Management System.

Moreover, NRAP/MoT has the responsibility of data collection for primary and secondary road network. The data collection has been successfully completed in 18,876.39 Km in which 85% of national highways, 33 provinces except Uruzgan due to high security risk and also social surveys conducted in 12,340 social centers as end of 3rd quarter of 1398.

Besides, under this subcomponent an assignment was given by the World Bank delegates to NRAP team in order to prioritize 1000 Km of secondary roads using the collected data. The assigned team (GIS, planning and economic analysis teams of both PIUs led by Mr. Maiwand Hoshmand and Mr. Mansoor Mansoori) has reported that they have analyzed 18,876.39 Km of roads including District roads, Provincial roads and National Highways, taking into consideration the indicator of poor, fair and good using the condition survey data. After comprehensive data analysis and clean up as a result they summarized the outcome as follow:

- Out of surveyed roads, 60% roads are unpaved and 40% roads are paved.
- Out of surveyed roads, 56% is district roads, 36% National Highways and 7% is provincial roads.
- Out of surveyed roads, 22.63% of roads are in good condition, 39.27% of roads are in fair condition and 38.07% roads are in poor condition.

As a resulted 902 Km of secondary road has been selected to survey and design department of PIU-MoT.

Subcomponent C2 (Institutional Strengthening and Capacity Building): Throughout the reporting period different types of short-term trainings are provide for NRAP staff inside and outside the country. Following is some of in progress trainings for NRAP staff during 3rd quarter of 1398:

- Master degree programs for NRAP staff are under process.
- Post- Graduation course for NRAP staff under process.
- Planning of a study tour is ongoing for program staff.

Furthermore, as one of the activities under this subcomponent is construction of functional office and laboratory buildings in the eighth regional offices and improving the program library, so construction works of all 8 NRAP buildings is completed since inception of the project.

Total Training Conducted during 1398

<i>Descriptions</i>	<i>Year 1398</i>	<i>This Quarter</i>
Male Trainee	78	5
Female Trainee	31	15
Total Trainee	109	20

Subcomponent C3 (Program Coordination Support): Regular data flow to the program stakeholders through NRAP website, publishing monthly newsletter, media reporting, steering committee meetings, monthly coordination meeting, technical coordination meeting as well as ad hoc Senior Management Meeting for the project preparation and other related issues are commencing under this subcomponent.

Following is some completed activities under this subcomponent during the reporting period:

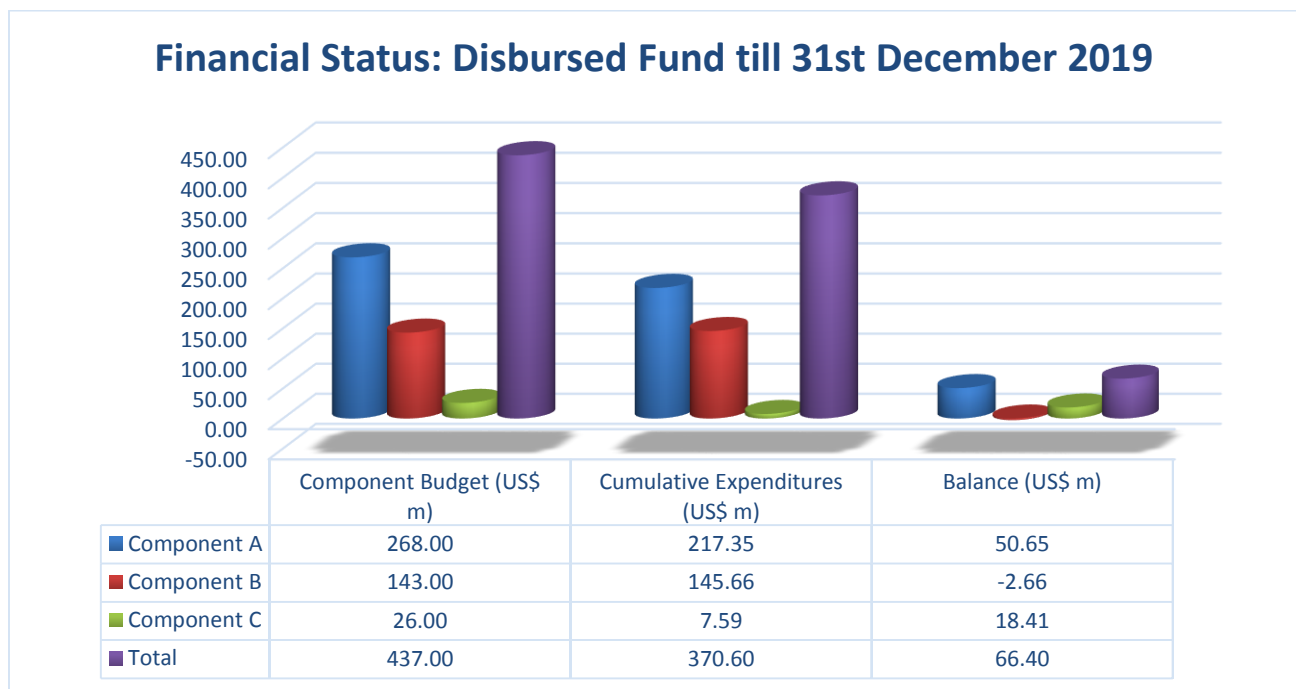
- Printing, publishing and distribution of monthly newsletter
- Timely media reporting
- Two monthly coordination meeting is conducted.
- Financial Reporting (IUFRR) workshop conducted.
- Two Senior Management Team Meeting is conducted.

4 **COMPONENT (D) CONTINGENCY EMERGENCY RESPONSE:** This component will allow for rapid response in the event of an adverse natural or man-made event that causes a major disaster through the reallocation of project fund. It could also be used to channel additional funds for emergency response should they become available.

II. FINANCIAL PROGRESS

Component wise cumulative and Quarterly Financial Progress till 31 st December 2019				
Components	Total Project Budget (US\$ m)	Expenditures for this Quarter (US\$ m)	Cumulative Expenditures (US\$ m)	Balance(US\$ m)
Sub-total of Component A	\$268.00	\$12.94	\$217.35	\$50.65
Sub-total of Component B	\$143.00	\$6.28	\$145.66	(\$2.66)
Sub-total of Component C	\$26.00	\$0.06	\$7.59	\$18.41**
Grand Total	\$437.00	\$19.29	\$370.60	\$66.40

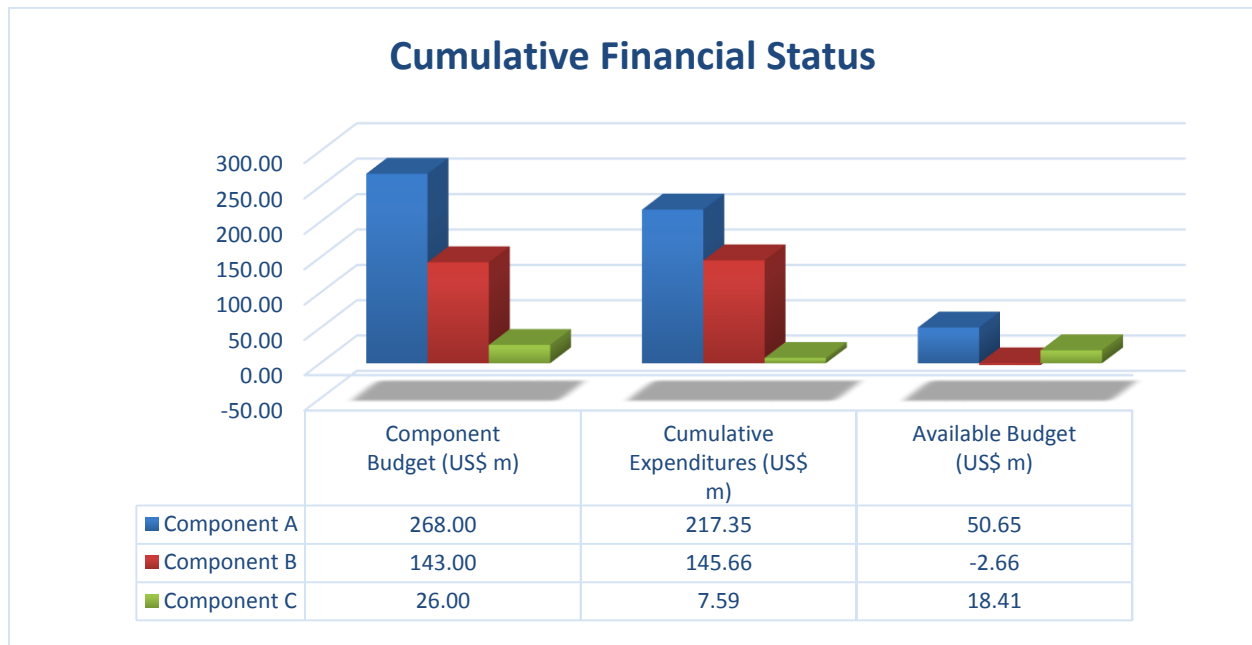
** US\$3m SDR loss include



Financial Vs Physical Progress of Major Activities of Component A					
Component Major Activities	Allocated Budget (US\$)	Disbursement Amount (US\$)	Financial Progress %	Physical Progress as per 5th year indicator (%)	Balance (US\$)
Gravel Surfacing	\$110,440,000	\$79,364,438.61	71.86	75.61	\$31,075,561.39
Asphalt Surfacing	\$76,590,000	\$60,085,737.28	78.45	105.47	\$16,504,262.72
Bridge construction	\$15,470,000	\$13,872,081.25	89.67	148.91	\$1,597,918.75
Road maintenance	\$21,000,000	\$19,491,556.12	92.82	217.80	\$1,508,443.88
Implementation support	\$44,500,000	\$44,538,347.66	100.09	-	-\$38,347.66

Financial Vs Physical Progress of Major Activities of Component B					
Component Major Activities	Allocated Budget (US\$)	Disbursement Amount (US\$)	Financial Progress %	Physical Progress as per 5th year indicator (%)	Balance (US\$)
Gravel Surfacing	\$70,500,000	\$76,637,333	108.71	107.68	-\$6,137,333.13
Bridge construction	\$13,000,000	\$11,931,372	91.78	120.31	\$1,068,628.39
Road maintenance	\$25,500,000	\$23,274,219	91.27	286.55	\$2,225,780.94
Implementation support	\$34,000,000	\$33,820,255	99.47	-	\$179,745.14

Component Wise Fund Commitment Status			
Components	Component Budget (US\$ m)	Disbursed Budget (US\$ m)	Committed & Allocated (US\$ m)
Component A	\$268,000,000	\$217,352,161	\$50,647,839
Component B	\$143,000,000	\$145,663,179	(\$2,663,179)
Component C	\$26,000,000	\$7,587,329	\$18,412,671
Grand Total	\$437,000,000	\$370,602,669	\$66,397,331



OTHER ONGOING PROJECTS UNDER (NRAP)

1. NRAP-MoF

This project has been funded from the discretionary fund of the Islamic Republic of Afghanistan by the Ministry of Finance with total cumulative budget of 166.4 million in different years.

NRAP/MRRD has succeeded to complete 462 contracts under this project and achieved construction of 1,558 km of roads, 2,983 running meters of bridge and it has generated 2,159,010 labor days as of 3rd quarter of 1398. While 91 Km road and 231 Rm bridges are delivered through 20 contracts during the reporting period.

2. JICA & GOA Fund

This project has been funded by JICA & GOV and the executing entity is NRAP-MoT. The cumulative budget of this project is almost US\$ 243 M in different years starting in SY1390 for delivering 621.66 Km of Asphalt roads and 2,120 Running meters of bridges in different provinces of Afghanistan. The design and procurement of this project has been completed.

Moreover, 82 contracts have been completed through which 438.83 Km road & 1,956 Rm bridges have been constructed and 2,720,708 number of labor days are generated as of 3rd quarter of 1398. While 110 Rm bridges are delivered through contracts during the reporting period. Besides, construction of 101.70 Km road and 450 Rm bridges are positively in progress.

CHALLENGES AND OBSTACLE

1. Insecurity

Insecurity remained a serious challenge to the projects. The dead slow progress, additional security measures involvement particularly in volatile areas unregulated oversights to specific sites, negatively impacted the pace, and workmanship of some contracts.

Particular measure has been taken in this regard. third party and community monitoring process is in place for ongoing subproject however, the concern still exists for upcoming new contracts.

2. Material Cost

The cost escalation of constructional substances critically affected the implementation trend. The basic estimation (Cost per Km) of secondary roads during ARAP project design was significantly low than the actual contractual cost per km, therefore the implementation pace is dead slow particularly in case of asphaltting surfaces.

3. Capacity of Private Sector

A detected major challenge in implementation was the lack of management capacity among national private companies. In response, program PIUs provide them training on regular interval to teach how to prepare bids and manage their working capital as well as implementation plans.

ANNEXES (A) MoT

Annex-A.1 Achievements During Reporting Period- 3rd Quarter of 1398

Program-Ministry	Activity	Contracts Completed during Reporting Period						
		No. of Contracts	Road (KM)	Bridge (RM)	Structure (LM)	Structure Bridge	Labor Days	Contract Cost \$
NRAP-MoT	ARAP IDA+ARTF	1.00	10.00	0.00	842.00	842.00	11,504.07	766,938.00
	ARAP JICA/GOA	1.00	0.00	110.00	0.00	110.00	6,843.24	456,215.69
	ARAP PM	0.00	0.00	0.00	0.00	0.00	0.00	0.00
	ARAP EM	0.00	0.00	0.00	0.00	0.00	0.00	0.00
	ARAP PD	0.00	0.00	0.00	0.00	0.00	0.00	0.00
	ARAP RM	0.00	0.00	0.00	0.00	0.00	0.00	0.00
Total		2.00	10.00	110.00	842.00	952.00	18,347.31	1,223,153.69

Annex –A.2 Contracts at Different Stages of Implementation

Program-Ministry	Projects	Total no. of Contracts	Development			Procurement			Delivery		
			Completed	Ongoing	Planned	Completed	Ongoing	Planned	Completed	Ongoing	Cancelled/ Terminated
NRAP-MoT	LIWP-WB	312.00	312.00	-	-	312.00	-	-	300.00	-	-
	NEEP1-WB	217.00	217.00	-	-	217.00	-	-	209.00	-	-
	NEEPRA-WB	100.00	100.00	-	-	96.00	-	-	100.00	-	-
	NRAP-WB+DF	46.00	46.00	-	-	46.00	-	-	42.00	-	-
	NERAP-IDA+ARTF	140.00	140.00	-	-	140.00	-	-	137.00	-	-
	ARAP-IDA+ARTF	153.00	153.00	-	-	153.00	-	-	141.00	20.00	9.00
	ARAP- JICA/GOA	97.00	97.00			97.00			82.00	14.00	2.00
	ARAP-PM	22.00	22.00	-	-	22.00	-	-	23.00	-	-
	ARAP-RM-1,RM-2,RM-3, RM-4 & RM-5	507.00	507.00	-	-	507.00	-	-	507.00	-	5.00
	ARAP-EMR	34.00	34.00	-	-	34.00	-	-	34.00	-	-
ARAP-PD	9.00	9.00	-	-	9.00	-	-	9.00	-	-	
Total		1,637.00	1,637.00	-	-	1,633.00	-	-	1,584.00	34.00	14.00

Annex-A.3 Contracts Completed as of end of 3rd Quarter 1398

Program-Ministry	Activity	Contracts Completed as of this Period						Contract Cost \$
		No. of Contracts	Road(KM)	Bridge(RM)	Structure(LM)	Structure Bridge	Labor Days	
NRAP-MoT	ARAP IDA+ARTF	141.00	997.12	1,489.10	135,124.00	136,613.10	2,493,452.56	157,481,214.00
	ARAP JICA/GOA	82.00	438.63	1,956.00	1,519.00	3,475.00	2,720,708.15	171,834,199.00
	ARAP PM	23.00	671.03	0.00	0.00	0.00	147,472.78	9,314,070.23
	ARAP-RM,RM2,RM3	507.00	5,537.00	0.00	0.00	0.00	108,934.46	6,880,071.23
	ARAP- PD	9.00	30.70	35.00	0.00	35.00	41,607.22	2,627,824.66
	ARAP EMR	34.00	290.72	0.00	0.00	0.00	21,770.82	1,374,999.00
Total		796.00	7,965.20	3,480.10	136,643.00	140,123.10	5,533,945.99	349,512,378.12

Annex- A.4 NRAP ongoing Projects during 3rd Quarter 1398

Program-Ministry	Projects	Contracts Ongoing as of This Quarter						Contract Cost \$
		No. of Contracts	Road(KM)	Bridge(RM)	Structure(LM)	Structure Bridge	Labor Days	
ARAP-MoT	ARAP- IDA+ARTF	20.00	225.02	-	16,348.00	16,348.00	225,660.45	44,756,556.18
	ARAP JICA/GOA	14.00	101.70	450.00	10,365.00	10,815.00	654,847.08	70,625,127.12
	ARAP-PM	-	-	-	-	-	-	219,799.21
	ARAP-RM,RM2,RM3	-	-	-	-	-	-	539,388.52
	ARAP- PD	-	-	-	-	-	-	-
	ARAP-EMR	-	-	-	-	-	-	-
Total		34.00	326.72	450.00	26,713.00	27,163.00	880,507.53	55,611,001.95

Annex-A.5 NRAP MOT Achievements since inception to the end of 3rd Quarter 1398

Program-Ministry	Projects	NRAP-MoT Overall Program Achievement Since Inception						
		No. of Contracts	Road Km	Bridge RM	Structures LM	Structure Bridge	Labor Days	Contract Cost \$
NRAP - MoT	LIWP-WB	312.00	3,897.96	3,436.50	24.00	3,460.50	3,403,984.00	12,223,000.00
	NEEP1-WB	217.00	2,200.90	644.50	22.20	666.70	2,591,107.00	10,714,000.00
	NEEPRA-WB	100.00	809.00	23,637.64	522.25	24,159.89	1,428,678.00	22,045,320.41
	NRAP-WB+DF	46.00	242.07	10,024.30	719.02	10,743.32	1,190,246.00	21,326,190.00
	NERAP-IDA+ARTF	137.00	1,122.88	54,777.10	1,521.50	56,298.60	1,753,698.18	140,600,000.00
	ARAP-IDA+ARTF	141.00	997.12	1,489.10	135,124.00	136,613.10	2,493,452.56	157,481,214.00
	ARAP-JICA/GOA	82.00	438.63	1,956.00	1,519.00	3,475.00	2,720,708.15	171,834,199.00
	ARAP-PM	23.00	671.03	-	-	-	147,472.78	9,314,070.23
	ARAP-RM (1,2,3)	507.00	5,537.00	-	-	-	108,934.46	6,880,071.23
	ARAP- PD	9.00	30.70	35.00	-	35.00	41,607.22	2,627,824.66
	ARAP-EMR	34.00	290.72	-	-	-	21,770.82	1,374,999.00
Overall Achievement		1,608.00	16,238.01	96,000.14	139,451.97	235,452.11	15,901,659.17	556,420,888.53

Annex- A.6 NRAP Donor Commitment

Program- Ministry	Donor	Projects	Commitment (USD)	Disbursement (USD)	Projects Status
NRAP - MoT	WB	LIWP	12,223,000.00	12,223,000.00	Completed
	WB	NEEP1	10,846,150.00	10,714,000.00	Completed
	WB	NEEPRA	21,755,279.00	22,045,320.41	Completed
	DFID	NRAP	21,326,190.00	21,326,190.00	Completed
	CIDA	NRAP	1,000,000.00	1,000,000.00	Completed
	SIDA	NRAP	521,385.60	521,385.60	Completed
	GOI	NERAP	3,021,074.21	3,021,074.21	Completed
	IDA+ARTF	NERAP	140,600,000.00	140,600,000.00	Completed
	IDA+ARTF	ARAP Road&Bridge	139,991,058.50	1,673,756.84	Completed
		NRAP JICA/GOA	154,753,134.50	9,490,143.66	Completed
		ARAP RM	6,880,071.23	-	Completed
		ARAP PM	9,314,070.23	640,367.47	Completed
		ARAP EM	1,374,999.00	-	Completed
		ARAP PD	2,627,824.66	-	Completed
		ARAP Road&Bridge	14,252,238.96	15,908,955.50	Ongoing
NRAP JICA/GOA		53,532,739.28	18,723,847.94	Ongoing	
Total			594,019,215.17	257,888,041.63	

Annex- A.7 ESM Reflection

Third Quarter 1398 Report		
No	Activity	Total
1	Number of ESM Plans Prepared	0
2	Number of Male Consulted	18
3	Number of Female Consulted	15
4	Number of Male trained	1,240
5	Number of Female trained	1,066
6	Number of Male (GRC) Established	13
7	Number of Female (GRC) Established	11
8	Number of PAFs	0
9	Number of Male PAPs	0
10	Number of Female PAPs	0
11	Land donated (m2) by people	0
12	Number of Trees Going to be Cut	0
13	Number of Trees Going to be Planted	0
15	Number of Stripe Plan Prepared	0
16	Number of Abbreviated RAP Prepared	0
17	Number of Projects Monitored/Visited	69
18	Number of Issues Solved	24

Ministry	Projects	Achievement During the Reporting Period
----------	----------	---

ANNEX (B) MRRD:

B.1 Achievements During The Reporting Period – 3rd Quarter 1398

		No. of contracts Completed	Road (km)	Structures (linear meter)	Bridge (linear meter)	Total linear meter (Structure+Bridge)	Labor Days	Contract Cost (\$)
MRRD	ARAP-MRRD-WB	12	41	3,428	8	3,436	43,032	3,051,131
	NRAP - MRRD - MOF	20	91	11,598	231	11,829	137,302	8,730,239
Total		32	132	15,026	239	15,265	180,334	11,781,371

B.2 CONTRACTS AT DIFFERENT STAGES OF IMPLEMENTATION

Ministry	Projects	No. of Contracts as per P.P	Development			Procurement			Delivery		
			Completed	Ongoing	Planned	Completed	Ongoing	Planned	Completed	Ongoing	Terminated
MRRD	MOF	-	719			507			443	81	1
	ARAP	402	557			448			395	47	5
Total		402	1,276	-	-	955	-	-	838	128	6

B3. CONTRACT COMPLETED FROM INCEPTION TO END OF 3rd QUARTER 1398

Ministry	Projects	Works Budget In Million (\$)	Physical Target (km)	Completed Contracts						
				No. of Contracts completed	Road (km)	Structures (linear meter)	Bridge (linear meter)	Total linear meter (Structure+Bridge)	Labor Days	Contract Cost (\$)
MRRD	ARAP	80.5	1429	395	1470.53	73234.27	2143.4	71,303	2,346,465	91,976,250
	MOF		443	462	1,558	221,498	2,983	224,481	2,159,010	143,134,889
	ARAP-MoT			29	63.95	13279.1	152.5	13,431.6	87,135	6,040,096
Total		80.5	1429	886	3,093	308,011	5,279	295,784	4,592,610	241,151,235

B.4 CONTRACTS ONGOING DURING 3rd QUARTER 1398

Ongoing Contracts							
Project	No. of Contracts	Road (km)	Structure s (linear meter)	Bridge (linear meter)	Total linear meter (Structure+Bridge)	Labor Days	Contract Cost (\$)
ARAP	47	114.74	21787.3	167.74	21,955	98576	16177389.13
MOF	81	312	50,407	879	51,286	172,439	35,463,941
ARAP-MoT	63	56.95	9847			70411	7262511.14
Total	191	484	82,041	1,047	73,241	341,426	58,903,842

B.5 DONOR COMMITMENT FOR COMPLETED PROJECTS

Ministry	Donor	Project	Commitment In Million (\$)	Status of the Project
MRRD	MoF	MoF	166.4	Ongoing
	World Bank	ARAP	150	Ongoing
	Japan	Japan Fund	23.5	Completed
	DFID	CARD-F	1.52	Completed
	World Bank	NERAP	91.5	Completed
	APRP	APRP	15	Completed
	AusAID	URAP	11	Completed
	AusAID	RAD-TK	2.87	Completed
	JSDf	LIPWP	2	Completed
	World Bank	LIWP	3.24	Completed
	CNTF	CNTF1	5.29	Completed
	USAID	NEEPRA-US	14.74	Completed
	EC	NEEPEC	10.63	Completed
	JSDf	RAL	19.6	Completed
	PSIB	NEEPRA-PS	15	Completed
	World Bank	NEEP1	2.43	Completed
	World Bank	NEEPRA-WB	14.73	Completed
	World Bank	ILO	1.72	Completed
	World Bank	JPMU	2.29	Completed
	DFID	HARDP	16.25	Completed
CNTF	CNTF-LB	6	Completed	
Total			563.46	

B.6 NRAP OVERALL ACHIEVEMENTS SINCE INCEPTION

Ministry	Projects	Completed Projects							
		Works Budget in m (\$)	Number of Contracts completed	Road (KM)	Structure (RM)	Bridge (RM)	Total RM (Structure +Bridge)	Labor days	Contract Cost (\$)
MRRD	HARDP - MRRD - DF	11.50	16	84	24	28	52	-	11,450,312
	NEEP1 - MRRD - WB	2.37	73	291	1,549	-	1,549	419,011	2,377,820
	NEEPEC - MRRD - EC	6.75	26	159	1,793	102	1,895	330,101	6,753,545
	NEEPRA - MRRD - AU	0.48	15	31	303		303	32,177	481,983
	NEEPRA - MRRD - CD	0.20	2	20	4		4	2,382	205,306
	NEEPRA - MRRD - DF	5.77	73	236	8,427	58	8,485	312,147	5,772,777
	NEEPRA - MRRD - PS	3.61	47	183	2,585	137	2,721	240,363	3,613,212
	NEEPRA - MRRD - US	1.51	4	58	636		636	11,604	1,518,132
	NEEPRA - MRRD - WB	8.33	248	708	8,928	117	9,045	1,300,885	9,216,381
	NERAP - MRRD - TF		134	428	11,418	383	11,801	456,860	16,284,263
	NERAP - MRRD - WB		279	920	20,273	1,219	21,492	1,404,919	34,575,218
	NRAP - MRRD - CF	3.99	4	46		162	162	22,642	3,987,479
	NRAP - MRRD - DU	0.70	4	16	319		319	6,415	702,291
	RAD-TK -AU	1.91	16	24	250	45	295	104,935	1,787,114
	NRAP-LB - MRRD - CF	5.02	96	143	3,941		3,941	578,382	5,028,132
	RAL - MRRD - JF	9.42	34	349	9,506	10	9,515	359,800	9,424,976
	APRP-NRAP-MRRD	15.00	29	86	4,104		4,104	482,684	10,957,176
	CARD-F		3	13	6,777		1,293	22,365	2,115,452
URAP		39	52	496		496	114,455	1,873,091	
Total		76.56	1,142	3,847	81,332	2,260	78,108	6,202,128	128,124,658

B.7 ESM Reflection

Details of ESM activities during the reporting period											
S/no	Activity	Kabul	West	CHL	East	North	South East	South	North East	Badakhs han	Total
1	# of ESM documents prepared	5	0	2	2	3	1	1	4	2	20
2	# of trees planted	0	0	0	0	0	0	0	0	0	0
3	# of people awareness and trained	151 M 0 F	55 M 45 F	100 M 223 F	140 M 0 F	314 M 0 F	398 M 0 F	60 M 0 F	100 M 0 F	25 M 10 F	1343 M 278 F
4	# of coordination meetings held	18	12	6	3	6	5	9	7	2	68
5	# of GRC established	2 M 0 F	2 M 2 F	0 M 8 F	10 M 0 F	2 M 0 F	4 M 4 F	4 M 4 F	8 M 0 F	1 M 1 F	33 *M 17 *F
6	# of issues solved	8	0	6	6	2	0	0	0	0	22
7	# of CPM conducted	2	12	3	9	10	3	0	7	0	46
8	# of Social Audits conducted	8	0	0	0	10	0	0	12	0	30
9	Land donated (m2)	0	0	2280	5500	0	4540	375200	0	1700	389220
10	Environmental Monitoring	9	16	5	9	0	5	2	8	12	66

*M (Male GRC)

*FM (Female GRC)

* PM (Periodic Maintenance)

B.8 Financial Status of other Ongoing Projects

B.8.1. MoF Financial Details

MoF 1398 FY						
Component	Budget	Disbursement			Balance	%
		Till previous	This period	To date		
Works	40,385,894	24,496,254	12,805,733	37,301,987	3,083,907	92%
Non Works	2,466,181	1,000,415	244,703	1,245,119	1,221,062	50%
Total	42,852,075	25,496,669	13,050,436	38,547,105	4,304,969	90%