



Islamic Republic of Afghanistan

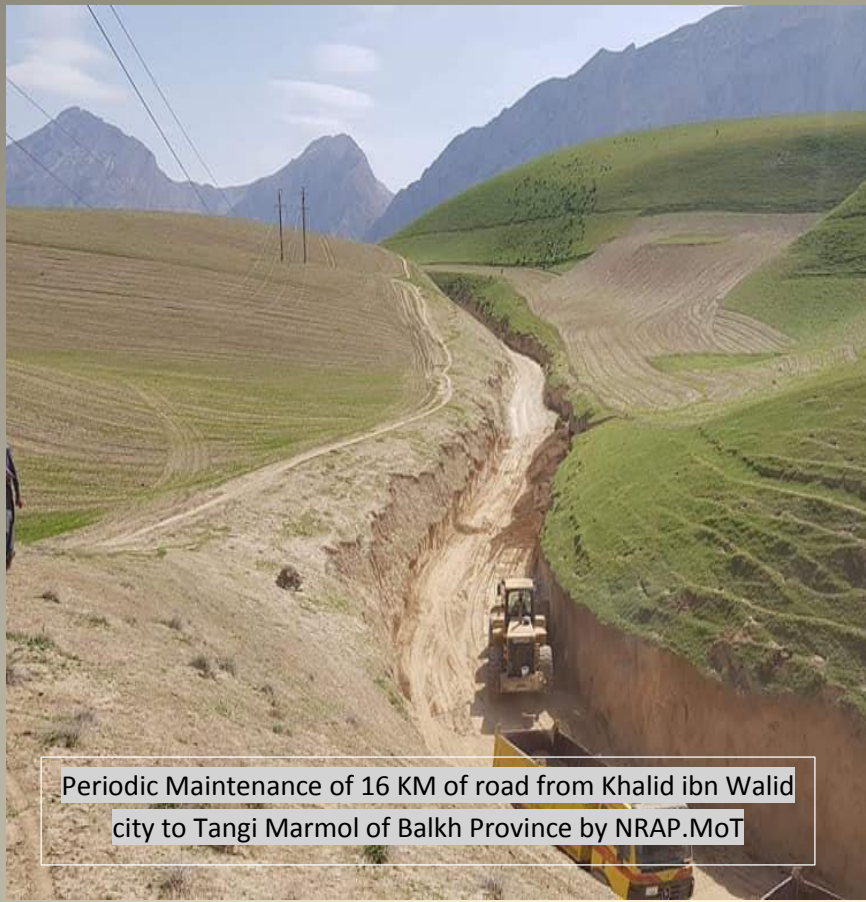
Ministry of Finance

Ministry of Public Works

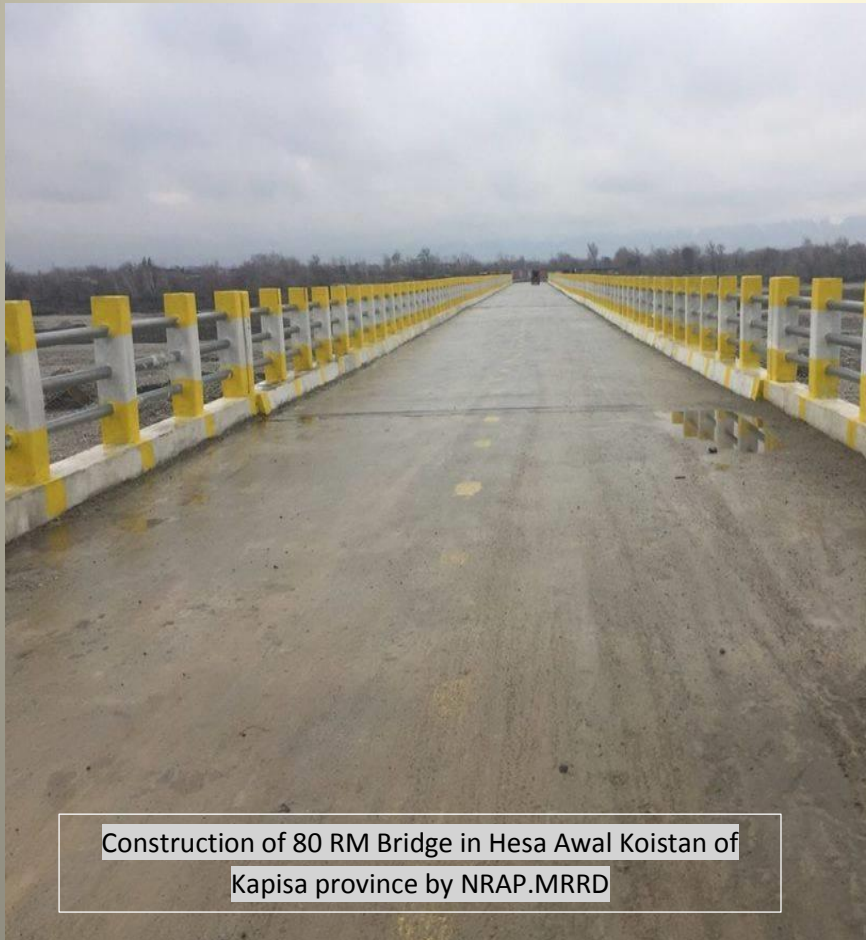
Ministry of Rural Rehabilitation
& Development



**National Rural Access
Program
(NRAP)**



Periodic Maintenance of 16 KM of road from Khalid ibn Walid city to Tangi Marmol of Balkh Province by NRAP.MoT



Construction of 80 RM Bridge in Hesa Awal Koistan of Kapisa province by NRAP.MRRD

Note:

NRAP got high capacity to deliver quality and high standard roads while insecurity remains robust threat for implementation.

1st Quarter Report 1398

(21 March, 2019 – 20 June, 2019)

Prepared by:

Besmillah Besmil/Daryosh Tabesh

<i>Contact Information</i>	
<i>Program Title</i>	National Rural Access Program (NRAP)
<i>Start Date</i>	2002
<i>Donor</i>	World Bank, USAID, GOI, DFID, JSDF, CIDA, AUSAID, EC, Holland, CNTF, PSIB and GoA
<i>Executive Ministries</i>	Ministry of Public Works and Ministry of Rural Rehabilitation & Development
<i>Geographic Coverage</i>	All 34 Provinces of Afghanistan

Mission and strategic Goals

Mission: To Enhance Human Security and Promote Equitable Economic Growth by ensuring year round Access to Basic Services and Facilities in Rural Afghanistan.

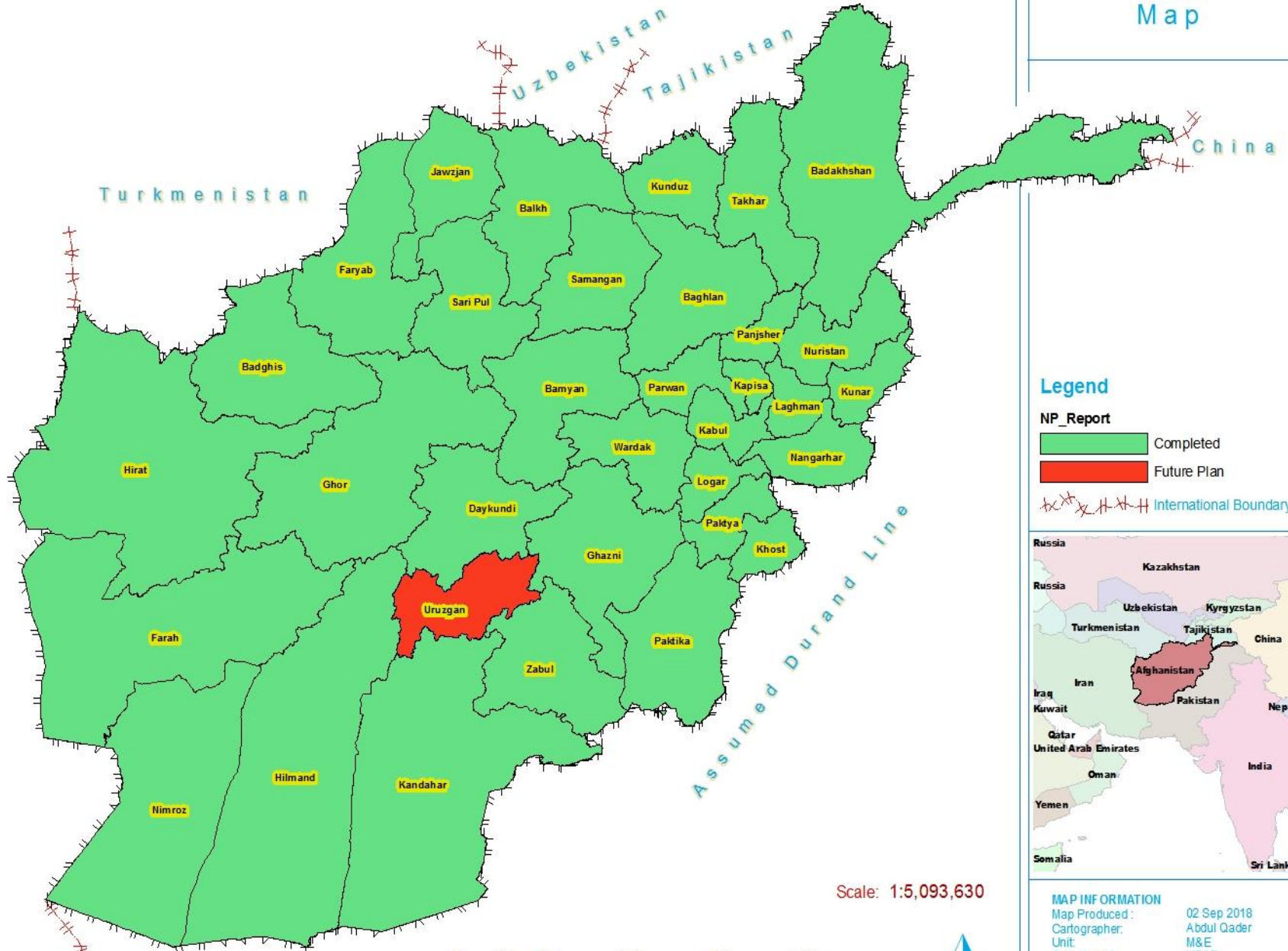
Strategic Goals

- To rehabilitate quality rural road infrastructures that will provide year round access to the remote village to basic services, such as markets, health care center and schools.
- Provide increased employment opportunities through using labor-based methods and a private sector-led approach for all works.
- Enhance the capacity of communities and private sector to manage, deliver and maintain public transportation facilities through on-the-job capacity development.



ROAD NETWORK & PLANNING SURVEY WORK PROGRESS REPORT

AFGHANISTAN Map




Legend

- NP_Report**
- Completed
 - Future Plan
 - International Boundary



Scale: 1:5,093,630



MAP INFORMATION

Map Produced : 02 Sep 2018
 Cartographer: Abdul Qader
 Unit: M&E
 Department: NRAP
 Projection: World Mercator
 Datum: D_WGS_1984

Table of Contents

ABBREVIATIONS AND ACRONYMS:	e
EXECUTIVE SUMMARY	1
1) COMPONENT (A) SECONDARY ROADS-MOT	1
2) COMPONENT (B) TERTIARY ROADS-MRRD	1
3) COMPONENT (C) PROGRAM PLANNING & DEVELOPMENT, INSTITUTIONAL STRENGTHENING, AND PROGRAM COORDINATION SUPPORT	1
AFGHANISTAN RURAL ACCESS PROJECT (ARAP).....	3
I. PHYSICAL PROGRESS	3
1. COMPONENT (A) DISTRICT ROADS	3
2. COMPONENT (B) VILLAGE ROADS	5
3. COMPONENT (C) PROGRAM PLANNING & DEVELOPMENT, INSTITUTIONAL STRENGTHENING, AND PROGRAM COORDINATION SUPPORT	7
II. FINANCIAL PROGRESS	8
OTHER ONGOING PROJECTS UNDER (NRAP).....	10
1. NRAP-MoF	10
3. JICA & GOA Fund	10
CHALLENGES AND OBSTACLE	11
1. INSECURITY	11
2. MATERIAL COST	11
3. CAPACITY OF PRIVATE SECTOR	11
ANNEXES (A) MoT	i
ANNEX (B) MRRD:	vi

Abbreviations and Acronyms:

APRP	Afghanistan Peace and Reintegration Project
ARAP	Afghanistan Rural Access Project
ARTF	Afghanistan Reconstruction Trust Fund
AUSAID	Australian Agency for International Development
CARD-F	Comprehensive Agriculture and Rural Development Facility
CHL	Central Highlands
CIDA	Canadian International Development Agency
DLP	Defect Liability Period
EM	Emergency Maintenance
ESM	Environmental and Social Monitoring
ESMF	Environmental and Social Safeguard Framework
FA	Financial Audit
GOI	Government of India
GOV	Government
GRC	Grievance Redress Committees
IDA	International Development Association
JF	Japan Fund
JICA	Japan International Cooperation Agency
Km	Kilometer
M	Meter
MIS	Management Information System
MoF	Ministry of Finance
MoT	Ministry of Transport
MoPW	Ministry of Public Works
MRRD	Ministry of Rural Rehabilitation and Development
NCU	National Coordination Unit
NEEP	National Emergency Employment Program
NEEPRA	National Emergency Employment program for Rural Access
NERAP	National Emergency Rural Access Project
NPP	National Priority Program
NRAP	National Rural Access Project
PAP	Project Affected Person/People
PDO	Project Development Objectives
PIU	Program Implementation Unit
PRI	Project Result Indicators
QA/QC	Quality Assurance & Quality Control
RCC	Reinforced Cement Concrete
RM	Running Meter
SCM	Steering Committee Meeting
SIDA	Swedish International Development Cooperation Agency
SMM	Senior Management Meeting
SMT	Senior Management Team
TA	Technical Audit
URAP	Uruzgan Rural Access Project
USAID	United States Agency for International Development
WB	World Bank

EXECUTIVE SUMMARY

This summary consolidates the overall progress made toward performance indicators of the projects including ARAP during 1st quarter of 1398. The highlights include the achievements of components A, B, C and D of the ARAP project while briefly indicated the overall progress of other projects under NRAP during the reporting period. The detailed data is provided in annexes (A) & (B).

- 1) COMPONENT (A) SECONDARY ROADS-MoT:** The responsibility of construction, rehabilitation and maintenance of major local roads (district roads) is entrusted to PIU-MoT¹. This component has succeeded to construct and rehabilitate 615.8 Km gravel surfaced road, 251.04 Km asphalt surfaced road and 1,480.1 Running meters of bridges as well as constructed 134,193.20 linear meter associated drainage structures, which generated 3,509,170.88 labor days to communities' in subproject vicinity since inception to date. While, 12.5 Km gravel surface road is constructed during the reporting period.
- 2) COMPONENT (B) TERTIARY ROADS-MRRD:** PIU-MRRD is the executing authority of this component and it is responsible to improve, construct and maintain minor local roads (village roads). The cumulative physical achievement since inception; 2012 of the project to the end of 1st quarter of 1398 is construction of 1,502 Km of village roads, 2,414 Running meter bridge (includes 514 Rm bridges under B1), 78,711 linear meters associated drainage structures as well as generated 4,441,493 labor days. Whereas indicative rehabilitation of 34 Km road, construction of 39 Rm of bridges and generation of 21,016 labor days are reported during the reporting period.
- 3) COMPONENT (C) PROGRAM PLANNING & DEVELOPMENT, INSTITUTIONAL STRENGTHENING, AND PROGRAM COORDINATION SUPPORT:** This component is jointly executed by MoT and MRRD for various activities which will be undertaken by each individual, while ensuring close coordination with each other, facilitated by the National Coordination Unit (NCU).
 1. Gap Analysis in national road network including district road has been conducted. New version of road network database has been released and data collection of road network planning is completed for 33 provinces, 85% of national highways.
 2. Since inception of the project different types of short, long term and on the job trainings were provided to individuals, meeting the preset selection criteria. Both domestic and international trainings provided to program staff in different fields such as, CCNA, MSCD, Project Management and Academic English courses to civil servant, while required on job trainings were provided to internship students and fresh graduate engineers indoor. Moreover, it is worthy to report that constructions of all 8 NRAP buildings are completed.
 3. Beside regular data flow to program stakeholders through NRAP website, newsletter, media report; steering committee meetings, monthly coordination meeting, technical coordination meeting as well as ad hoc Senior Management Meeting conducted for project preparation and other related issues.
- 4) COMPONENT (D) CONTINGENCY EMERGENCY RESPONSE:** This component with allocated US\$ 0 is for contingency and emergency response that will allow for rapid response in the event of an adverse natural or man-made event that causes a major disaster through the reallocation of project fund. There is no achievement under this this component yet.

¹ MoT (Previously MoPW)

ARAP Project Physical Progress Status As of June 2019

Intermediate Result Indicator	Unit	*PRI	5th Year Indicator	Achievements	Progress as per PRI (%)	Progresses per 5th year indicator(%)	Variance + -%
Financial management system in MRRD and MPW developed and functional	%	100	100	100.00		100.00	0.00
Cost estimation system developed and fully functional	%	100	100	100.00		100.00	0.00
Design Standards developed and adopted	%	100	100	90.00		90.00	-10.00
Improved network Management System in Place	%	100	100	100.00		100.00	0.00
Complete Road Inventory (100% of roads under central government mandates, Including major highways, secondary roads and tertiary roads under NRAP sponsorship)	%	100	100	85 % major highways and secondary roads	85.00	85.00	-15.00
				0 % tertiary roads	0.00	0.00	-100.00
Roads constructed, Rural	Km	2670	2550	2368.84	88.72	92.90	-7.10
Km of gravel surfaced secondary roads rehabilitated	Km	1000	1000	615.80	61.58	61.58	The performance has been expedited to achieve the set indicators
Km of asphalt surfaced secondary roads rehabilitated	Km	250	250	251.04	100.42	100.42	0.42 % ahead
Construction of bridges on secondary roads	Meter	1000	1000	1480.00	148.00	148.00	48% ahead
Km of secondary roads under routine and periodic maintenance scheme	Km	1000	1000	2028.48	202.85	202.85	102.85 % ahead
Km tertiary roads rehabilitated	Km	1420	1300	1502.00	105.77	115.54	15.54% ahead
Construction of bridges on tertiary roads	Meter	1600	1600	1900.00	118.75	118.75	18.75 % ahead
Km of tertiary roads under routine and periodic maintenance scheme	Km	2000	2000	5350.00	267.50	267.50	167.50 % ahead
Job opportunities created via the intervention	Million Labor days	11.92	-	8.00	67.11	-	-32.89
Number of People trained or retrained	# people annually	-	833	89.00		10.68	-89.32
Female: Number of people trained or retrained (20% of total number of people)	# Female annually	-	167	16.00		9.58	-90.42

*PRI- Project Result Indicator

AFGHANISTAN RURAL ACCESS PROJECT (ARAP)

I. PHYSICAL PROGRESS

1. COMPONENT (A) DISTRICT ROADS

Subcomponent A1, A2 & A3: By completion of first quarter of 1398, component A has successfully completed rehabilitation of 615.8 Km of gravel surface, 251.04 Km asphalt surface road and constructed 1,480.1 Km of bridges through total 119 contracts since inception of the project. While total 25 contracts for rehabilitation of total 270.89 Km road ((229.54 Km gravel roads, 41.35 Km asphalt roads) is positively in progress.

Bellow table indicates the details progress since inception and during the reporting quarter.

Activities	Surveyed			Designed			Awarded			Completed		
	Previous	This Quarter	Total	Previous	This Quarter	Total	Previous	This Quarter	Total	Previous	This Quarter	Total
Rehabilitation of secondary Road (1000 KM) gravel	1037.71	0	1037.71	1037.71	0	1037.71	845.4	12	857.4	603.3*	12.5**	615.8
Construction Bridge (1000 RM) over secondary road	1,480.1	0	1,480.1	1,480.1	0	1,480.1	1,480.1	0	1,480.1	1,480.1	0	1,480.1 ***
Upgrading of 250Km secondary road to asphalt surface	400.10	0	400.10	400.10	0	400.10	314.52	0	314.52	251.04	0	251.04

*Including 32 KM post disaster subproject which meets the criteria of gravel surface roads and 16 Km achievement from Maimana to Sari House Faryab Province canceled subproject which have counted after updating the database.

** 12.5 Km achievement from Dowab to Dahan-e-Payar Bridge to Mandol Nuristan province two canceled subprojects

*** Indicatively achieved

Subcomponent A4: This subcomponent is allocated for maintenance of secondary road. The periodic maintenance has applied to 521.48 Km road and 34 emergency maintenance contracts are completed since inception of the project to the end of 1st quarter of 1398. Likewise, 377 contracts with total length of 1,507 Km road is completed under routine maintenance.

Besides, 26 sub-projects with total length of 256.91 km road under routine maintenance and 5 sub-projects with total length 119.55 Km under periodic maintenance are positively in progress under this component.

Furthermore, 9 post disaster sub-projects with total cost of 2,485,508.35\$ and generation of 263,671.01 labor days are successfully completed since inception of the project under this sub component.

Labor Days Generated

Descriptions	Since Inception	This Quarter
Labor days generated	3,509,170.88	39,485.32

Subcomponent A5: ESM report for 1st Quarter of 1398, 3 ESM Plans were prepared for 5 Subprojects, 2433 beneficiaries (1,724 males and 709 female) were trained/consulted, 95 community consultations meetings (67 with male and 28 with female) held at different stages of the project. Likewise, 48 subprojects have been visited during the reporting period, **38,600** trees are in plan to be planted during spring season and 9 different issues such as air pollution, hiring more community laborers by contractor, design and land donation were raised by the communities and most of the issues solved through consultation with contractors and providing technical information to communities.



Contract signing ceremony of Waras connectivity road of Bamyan Province



NRAP Joint Technical Evaluation meeting of Project prioritization methods



NRAP Monthly Coordination meeting at World Bank Office

1. COMPONENT (B) VILLAGE ROADS

Subcomponent B1 & B2: These sub-components of ARAP has successfully rehabilitated indicatively 26 km of roads, Construction of 38 Rm bridges and generated 2,820 labor days. While total 1,468 Km of roads, 1,905 running meter of bridge and 69,217 linear meter associated drainage structures have been constructed since inception of the project. Moreover, 20 contracts to rehabilitated 108 Km of roads and 257 running meters of bridge is ongoing.

Bellow table indicates the details progress since inception and during the reporting quarter.

Activities	Surveyed			Designed			Awarded			Completed		
	Previous	This Quarter	Total	Previous	This Quarter	Total	Previous	This Quarter	Total	Previous	This Quarter	Total
Rehabilitation of tertiary Road (1300 KM) gravel	1696	0	1696	1,680	0	1,680	1,533	54	1,587	1,468	34*	1,502
Construction Bridge (1600 RM) over secondary road	3,311	0	3,311	2,756	0	2,756	2,459	68	2,527	2,375	39*	2,414**

*indicatively

**including 514 Rm completed under B1.

Subcomponent B3: This subcomponent is maintenance centric and entails emergency, routine and periodic maintenance of ARAP constructed village road.

Emergency Maintenance: Under this sub-component, emergency repairing of flood affected roads and road structures are being done. These works are usually contracted with communities and implemented through them. Sixty-seven emergency contracts have been signed for repairing and maintenance of infrastructures as well as clearing of road surfaces due to flood and landslides under this subcomponent since inception of the project. While 1 emergency contract is signed during the reporting period.

Snow Cleaning: As of 1st quarter of 1398 almost 758 km of tertiary roads has been unblocked through 81 contracts under this subcomponent in all over the country. NRAP/MRRD took immediate action with a specific plan for cleaning the affected tertiary roads.

Routine Maintenance: This subcomponent incorporate routine maintenance of the program constructed village roads. So far 3,600 km of tertiary road kept functional under routine maintenance and as of now 2,100 Km of tertiary road is under routine maintenance through 156 contracts in ARAP project.

Periodic Maintenance: Periodic maintenance constitutes part of the Component B3. Insofar, 135 contracts include 1,750 km road have been completed and 56 contracts includes 250 Km road is ongoing under periodic maintenance of ARAP project

Moreover, 58 completed contracts include 488 km road and 4 ongoing contracts include 43 km road is under periodic maintenance through MoF project.

Labor Days Generated

Descriptions	Since Inception	This Quarter
Labor days generated	4,441,493	21,016

Subcomponent B4: During the 1st quarter of 1398, total 24 ESMP were prepared, 2,832 (2687 M, 145 F) people were trained, 940 (938 M, 2 F) coordination meetings have been held, 87 GRC (63 M, 24 F) have been established. Likewise, 48 (45 M, 3 F) Community Participatory Monitoring and 18 social audit have been conducted, 31 social issues such as land acquisition have been solved and 70 environmental monitoring have been conducted. Last but not least 51,632 m² of lands have been donated by the communities during the reporting period.



Construction work inauguration of 20 KM
gravel surface road in Warsaj district of
Takhar Province by NRAP.MRRD



Steering Committee Meeting of NRAP



Construction inauguration
construction work of 3.4 KM road in
Badakhshan Province by NRAP.MRRD

3 COMPONENT (C) PROGRAM PLANNING & DEVELOPMENT, INSTITUTIONAL STRENGTHENING, AND PROGRAM COORDINATION SUPPORT

The overall objective of this component is institutional strengthening, project management and program development which are segregated into three subcomponents of C1, and C2 and C3. The subcomponents are articulated as below:

Subcomponent C1 (Rural Roads Network Planning and Management System): During this quarter there was a joint technical meeting of both PIUs held to evaluate the technical aspects of the Network Planning and Management System.

Moreover, NRAP/MoT has the responsibility of data collection for primary and secondary road network. The data collection has been successfully completed in 18,876.39 Km in which 85% of national highways, 33 provinces except Uruzgan due to high security risk and also social surveys conducted in 12,340 social centers as end of 1st quarter of 1398. Moreover, preparation for data entry is positively in progresses.

Besides, under this subcomponent an assignment was given by the World Bank delegates to NRAP team in order to prioritize 1000 Km of secondary roads using the collected data. The assigned team (GIS, planning and economic analysis teams of both PIUs led by Mr. Maiwand Hoshmand and Mr. Mansoor Mansoori) has reported that they have analyzed 18,876.39 Km of roads including District roads, Provincial roads and National Highways, taking into consideration the indicator of poor, fair and good using the condition survey data. After comprehensive data analysis and clean up as a result they summarized the outcome as follow:

- Out of surveyed roads, 60% roads are unpaved and 40% roads are paved.
- Out of surveyed roads, 56% is district roads, 36% National Highways and 7% is provincial roads.
- Out of surveyed roads, 22.63% of roads are in good condition, 39.27% of roads are in fair condition and 38.07% roads are in poor condition.

Subcomponent C2 (Institutional Strengthening and Capacity Building): Throughout the reporting period different types of short-term trainings are provide for NRAP staff inside and outside the country. Following is some of in progress trainings for NRAP staff during 1st quarter of 1398:

- Master degree programs for NRAP staff are under process.
- Post- Graduation course for NRAP staff under process.
- Planning for a study tour is ongoing for program staff.

Furthermore, as one of the activities under this subcomponent is construction of functional office and laboratory buildings in the eighth regional offices and improving the program library, so construction works of all 8 NRAP buildings is completed since inception of the project.

Total Training Conducted during 1398

Descriptions	Year 1398	This Quarter
Male Trained	73	73
Female Trained	16	16
Total Training	89	89

Subcomponent C3 (Program Coordination Support): Regular data flow to the program stakeholders through NRAP website, publishing monthly newsletter, media reporting, steering committee meetings, monthly coordination meeting, technical coordination meeting as well as ad hoc Senior Management Meeting for the project preparation and other related issues are commencing under this subcomponent.

Following is some completed activities under this subcomponent during the reporting period:

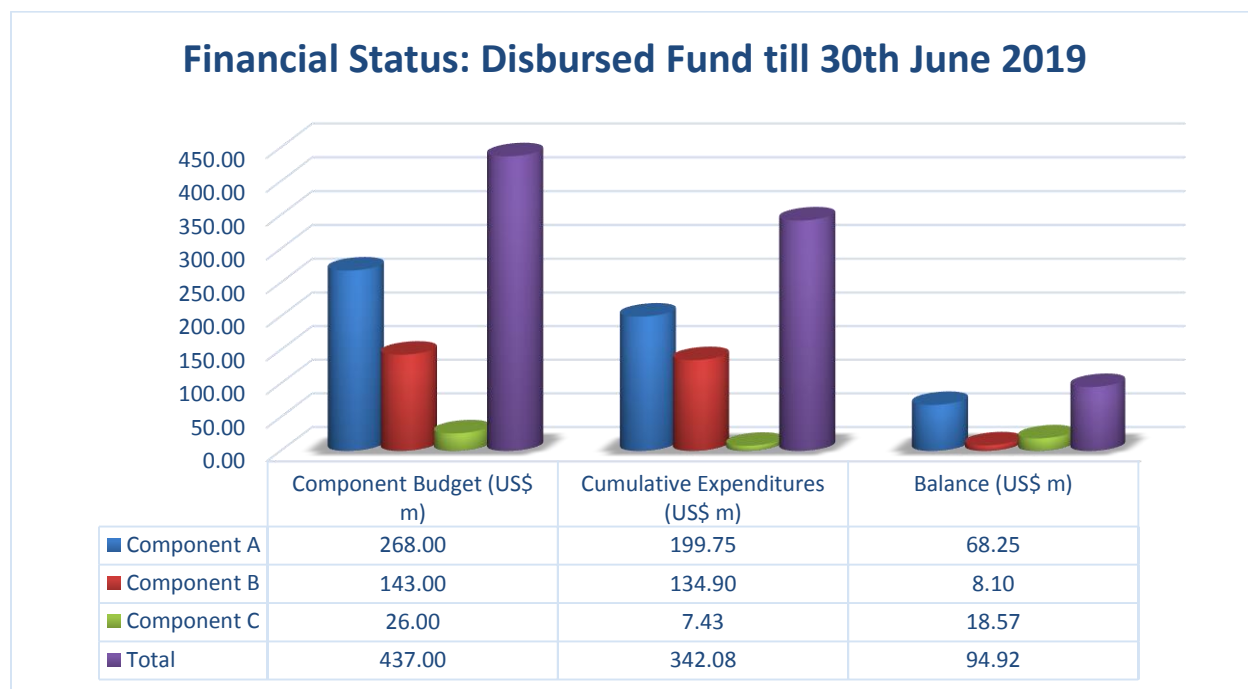
- Printing, publishing and distribution of monthly newsletter
- Printing and publishing of diary, wall calendar and disk cleaner.
- Timely media reporting
- Two monthly coordination meeting is conducted.
- A Budget committee meeting is conducted.
- Two Senior Management Team Meeting is conducted.
- A Steering Committee meeting is conducted.
- ARAP Joint technical meeting on non-rectifiable defects is conducted with MSI.
- NRAP technical meeting on project prioritization methods is conducted.

4 **COMPONENT (D) CONTINGENCY EMERGENCY RESPONSE:** This component will allow for rapid response in the event of an adverse natural or man-made event that causes a major disaster through the reallocation of project fund. It could also be used to channel additional funds for emergency response should they become available

II. FINANCIAL PROGRESS

Component wise cumulative and Quarterly Financial Progress till 30th June 2019				
Components	Total Project Budget (US\$ m)	Expenditures for this Quarter (US\$ m)	Cumulative Expenditures (US\$ m)	Balance(US\$ m)
Sub-total of Component A	\$268.00	\$5.69	\$199.75	\$68.25
Sub-total of Component B	\$143.00	\$4.16	\$134.90	\$8.10
Sub-total of Component C	\$26.00	\$0.05	\$7.43	\$18.57 **
Grand Total	\$437.00	\$9.90	\$342.08	\$94.92

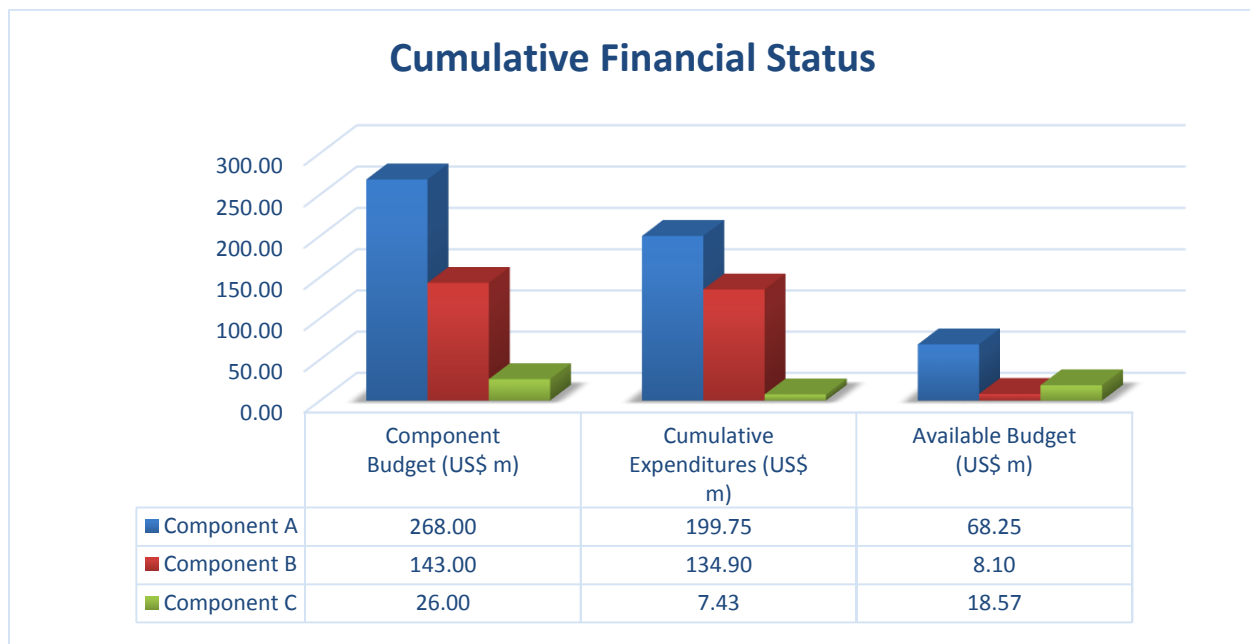
** US\$3m SDR loss include



Financial Vs Physical Progress of Major Activities of Component A					
Component Major Activities	Allocated Budget (US\$)	Disbursement Amount (US\$)	Financial Progress %	Physical Progress as per 5th year indicator (%)	Balance (US\$)
Gravel Surfacing	\$110,440,000	\$68,678,156.68	62.19	61.58	\$41,761,843.32
Asphalt Surfacing	\$76,590,000	\$58,583,646.61	76.49	100.42	\$18,006,353.39
Bridge construction	\$15,470,000	\$13,123,340.24	84.83	148.00	\$2,346,659.76
Road maintenance	\$21,000,000	\$18,184,814.07	86.59	202.85	\$2,815,185.93
Implementation support	\$44,500,000	\$41,175,830.31	92.53	-	\$3,324,169.69

Financial Vs Physical Progress of Major Activities of Component B					
Component Major Activities	Allocated Budget (US\$)	Disbursement Amount (US\$)	Financial Progress %	Physical Progress as per 5th year indicator (%)	Balance (US\$)
Gravel Surfacing	\$70,500,000	\$70,161,905	99.52	105.77	\$338,095.22
Bridge construction	\$13,000,000	\$11,711,463	90.09	118.75	\$1,288,536.63
Road maintenance	\$25,500,000	\$20,704,053	81.19	267.50	\$4,795,946.85
Implementation support	\$34,000,000	\$32,324,713	95.07	-	\$1,675,287.20

Component Wise Fund Commitment Status			
Components	Component Budget (US\$ m)	Disbursed Budget (US\$ m)	Committed & Allocated (US\$ m)
Component A	\$268,000,000	\$199,745,788	\$68,254,212
Component B	\$143,000,000	\$134,902,134	\$8,097,866
Component C	\$26,000,000	\$7,429,371	\$18,570,629
Grand Total	\$437,000,000	\$342,077,293	\$94,922,707



OTHER ONGOING PROJECTS UNDER (NRAP)

1. NRAP-MoF

This project has been funded from the discretionary fund of the Islamic Republic of Afghanistan by the Ministry of Finance with total cumulative budget of 166.4 million in different years.

NRAP/MRRD has succeeded to complete 443 contracts under this project and achieved construction of 1,487 km of roads, 2,668 running meters of bridge and it has generated 2,017,059 labor days as of 1st quarter of 1398. While 98 Km road and 127 Rm bridges are delivered through 23 contracts during the reporting period.

2. JICA & GOA Fund

This project has been funded by JICA & GOV and the executing entity is NRAP-MoT. The cumulative budget of this project is almost US\$ 243 M in different years starting in SY1390 for delivering 621.66 Km of Asphalt roads and 2,120 Running meters of bridges in different provinces of Afghanistan. The design and procurement of this project has been completed.

Moreover, 73 contracts have been completed through which 444.84 Km road & 1,794 Rm bridges have been constructed and 2,450,257.96 number of labor days are generated as of 1st quarter of 1398.

CHALLENGES AND OBSTACLE

1. Insecurity

Insecurity remained a serious challenge to the projects. The dead slow progress, additional security measures involvement particularly in volatile areas unregulated oversights to specific sites, negatively impacted the pace, and workmanship of some contracts.

Particular measure has been taken in this regard. third party and community monitoring process is in place for ongoing subproject however, the concern still exists for upcoming new contracts.

2. Material Cost

The cost escalation of constructional substances critically affected the implementation trend. The basic estimation (Cost per Km) of secondary roads during ARAP project design was significantly low than the actual contractual cost per km, therefore the implementation pace is dead slow particularly in case of asphalted surfaces.

3. Capacity of Private Sector

A detected major challenge in implementation was the lack of management capacity among national private companies. In response, program PIUs provide them training on regular interval to teach how to prepare bids and manage their working capital as well as implementation plans.

ANNEXES (A) MoT

Annex-A.1 Achievements During Reporting Period- 1st Quarter of 1398

Program-Ministry	Activity	Contracts Completed during Reporting Period						
		No. of Contracts	Road (KM)	Bridge (RM)	Structure (LM)	Structure Bridge	Labor Days	Contract Cost \$
NRAP-MPW	ARAP IDA+ARTF	0.00	0.00	0.00	0.00	0.00	0.00	0.00
	ARAP JICA/GOA	0.00	0.00	0.00	0.00	0.00	0.00	0.00
	ARAP PM	0.00	0.00	0.00	0.00	0.00	0.00	0.00
	ARAP EM	0.00	0.00	0.00	0.00	0.00	0.00	0.00
	ARAP PD	0.00	0.00	0.00	0.00	0.00	0.00	0.00
	ARAP RM	00	00	00	0.00	00	00	00
Total		00	00	00	00	00	00	00

Annex –A.2 Contracts at Different Stages of Implementation

Program-Ministry	Projects	Total no. of Contracts	Development			Procurement			Delivery		
			Completed	Ongoing	Planned	Completed	Ongoing	Planned	Completed	Ongoing	Cancelled/ Terminated
NRAP-MPW	LIWP-WB	312.00	312.00	-	-	312.00	-	-	300.00	-	-
	NEEP1-WB	217.00	217.00	-	-	217.00	-	-	209.00	-	-
	NEEPRA-WB	100.00	100.00	-	-	96.00	-	-	100.00	-	-
	NRAP-WB+DF	46.00	46.00	-	-	46.00	-	-	42.00	-	-
	NERAP-IDA+ARTF	140.00	140.00	-	-	140.00	-	-	137.00	-	-
	ARAP-IDA+ARTF	153.00	153.00	-	-	153.00	-	-	119.00	25.00	9.00
	ARAP-JICA/GOA	97.00	97.00	-	-	97.00	-	-	73.00	22.00	2.00
	ARAP-PM	-	-	-	-	-	-	-	-	-	-
	ARAP-RM-1, RM-2, RM-3, RM-4 & RM-5	493.00	-	-	493.00	-	-	462.00	26.00	5.00	493.00
	ARAP-EMR	34.00	-	-	34.00	-	-	34.00	-	-	34.00
ARAP-PD	9.00	-	-	9.00	-	-	9.00	-	-	9.00	
Total		1,601.00	1,601.00	-	-	1,597.00	-	-	1,485.00	73.00	16.00

Annex-A.3 Contracts Completed as of end of 1st Quarter 1398

Program-Ministry	Activity	Contracts Completed as of this Period						
		No. of Contracts	Road(KM)	Bridge(RM)	Structure(LM)	Structure Bridge	Labor Days	Contract Cost \$
NRAP-MPW	ARAP IDA+ARTF	119.00	806.07	1,446.10	134,193.20	135,639.30	2,216,525.10	139,991,058.87
	ARAP JICA/GOA	73.00	445.29	1,794.00	1,519.00	3,313.00	2,450,257.96	154,753,134.50
	ARAP PM	18.00	551.48	0.00	0.00	0.00	127,784.52	8,070,601.56
	ARAP-RM,RM2,RM3	462.00	5,038.17	0.00	0.00	0.00	99,945.00	6,312,315.82
	ARAP- PD	9.00	30.65	35.00	0.00	35.00	38,013.75	2,400,868.55
	ARAP EMR	34.00	290.72	0.00	0.00	0.00	21,469.49	1,355,968.09
Total		715.00	7,162.38	3,275.10	135,712.20	138,987.30	4,953,995.83	312,883,947.39

Annex- A.4 NRAP ongoing Projects during 1st Quarter 1398

Program-Ministry	Projects	Contracts Ongoing as of This Quarter						
		No. of Contracts	Road (KM)	Bridge (RM)	Structure(LM)	Structure Bridge	Labor Days	Contract Cost \$
ARAP-MPW	ARAP- IDA+ARTF	25.00	270.89	-	67,006.00	67,006.00	714,271.28	45,111,870.38
	ARAP JICA/GOA	22.00	252.77	392.00	55,395.00	55,787.00	847,601.71	53,532,739.28
	ARAP-PM	5.00	119.55	-	-	-	18,147.42	1,146,153.14
	ARAP-RM,RM2,RM3	26.00	256.91	-	-	-	8,540.32	539,388.52
	ARAP- PD	-	-	-	-	-	-	-
	ARAP-EMR	-	-	-	-	-	-	-
Total		78.00	900.12	392.00	122,401.00	122,793.00	1,588,560.73	100,330,151.32

Annex-A.5 NRAP MOT Achievements since inception to the end of 1st Quarter 1398

Program-Ministry	Projects	NRAP-MPW Overall Program Achievement Since Inception						
		No. of Contracts	Road Km	Bridge RM	Structures LM	Structure Bridge	Labor Days	Contract Cost \$
NRAP - MPW	LIWP-WB	312.00	3,897.96	3,436.50	24.00	3,460.50	3,403,984.00	12,223,000.00
	NEEP1-WB	217.00	2,200.90	644.50	22.20	666.70	2,591,107.00	10,714,000.00
	NEEPRA-WB	100.00	809.00	23,637.64	522.25	24,159.89	1,428,678.00	22,045,320.41
	NRAP-WB+DF	46.00	242.07	10,024.30	719.02	10,743.32	1,190,246.00	21,326,190.00
	NERAP-IDA+ARTF	137.00	1,122.88	54,777.10	1,521.50	56,298.60	1,753,698.18	140,600,000.00
	ARAP-IDA+ARTF	119.00	806.07	1,270.10	134,193.20	135,639.30	2,216,525.10	2,046,797.02
	ARAP-JICA/GOA	73.00	445.29	1,794.00	1,519.00	3,313.00	2,450,257.96	6,625,084.70
	ARAP-PM	18.00	551.48	-	-	-	127,784.52	7,779,738.19
	ARAP-RM (1,2,3)	462.00	5,038.17	-	-	-	99,945.00	5,321,979.46
	ARAP- PD	9.00	30.65	35.00	-	35.00	38,013.75	2,400,868.55
	ARAP-EMR	34.00	290.72	-	-	-	21,469.49	1,355,968.09
Overall Achievement		1,527.00	15,435.19	95,619.14	138,521.17	234,316.31	15,321,709.01	233,720,146.15

Annex- A.6 NRAP Donor Commitment

Program- Ministry	Donor	Projects	Commitment (USD)	Disbursement (USD)	Projects Status	
NRAP - MPW	WB	LIWP	12,223,000.00	12,223,000.00	Completed	
	WB	NEEP1	10,846,150.00	10,714,000.00	Completed	
	WB	NEEPRA	21,755,279.00	22,045,320.41	Completed	
	DFID	NRAP	21,326,190.00	21,326,190.00	Completed	
	CIDA	NRAP	1,000,000.00	1,000,000.00	Completed	
	SIDA	NRAP	521,385.60	521,385.60	Completed	
	GOI	NERAP	3,021,074.21	3,021,074.21	Completed	
	IDA+ARTF	NERAP	140,600,000.00	140,600,000.00	Completed	
	IDA+ARTF	ARAP Road&Bridge	NRAP JICA/GOA	139,705,840.04	123,234,542.37	Completed
			NRAP JICA/GOA	149,575,631.35	85,607,268.72	Completed
		ARAP RM	5,321,979.46	4,908,602.54	Completed	
		ARAP PM	7,779,738.19	6,982,950.37	Completed	
		ARAP EM	1,355,968.09	1,331,519.87	Completed	
		ARAP PD	2,400,868.55	2,149,754.88	Completed	
		ARAP Road&Bridge	NRAP JICA/GOA	45,111,870.38	14,598,640.04	Ongoing
			NRAP JICA/GOA	53,532,739.28	21,789,838.64	Ongoing
		ARAP RM	539,388.52	306,231.08	Ongoing	
ARAP PM		1,146,153.14	565,546.25	Ongoing		
ARAP EM	-	-	Ongoing			
ARAP PD	-	-	Ongoing			
Total			624,507,177.52	481,484,020.43		

Annex- A.7 ESM Reflection

S/ No	Activity	Central (Kabul)	West (Herat)	Central High Land (Bamyan)	East (Jalalabad)	North (Mazar-e-Sharif)	South East (Gardez)	South (Kandahar)	North East (Kunduz)	Badakhshan	Total
1	Number of ESM Plans Prepared	0	0	4	0	1	0	0	0	0	5
2	Number of Male Consultation Meetings Held	10	0	5	13	25	14	0	0	0	67
3	Number of Female Consultation Meetings Held	0	6	7	0	14	1	0	0	0	28
4	Number of Male trained/consulted/Awarded	138	0	62	150	1092	282	0	0	0	1724
5	Number of Female trained/consulted/Awarded	0	109	113	0	487	0	0	0	0	709
6	Number of Male GRC Established	0	0	5	14	10	0	0	0	0	29
7	Number of female GRC Established	0	1	5	0	5	0	0	0	0	11
8	Number of PAFs	0	0	0	0	235	0	0	0	0	235
9	Number of Male PAPs	0	0	0	0	987	0	0	0	0	987
10	Number of Female PAPs	0	0	0	0	658	0	0	0	0	658
11	Land donated (m2) by people	0	0	0	0	52004	0	0	0	0	52004
12	Number of Trees Going to be Cut	0	0	0	0	0	0	0	0	0	0
13	Number of Trees Going to be Planted	0	200	0	1200	36600	600	0	0	0	38600
14	Number of Beneficiaries	0	0	0	0	25088	0	0	0	0	25088
15	Number of Stripe Plan Prepared	0	0	0	0	1	0	0	0	0	1
16	Number of Abbreviated RAP Prepared	0	0	0	0	1	0	0	0	0	1
17	Number of Projects Monitored/Visited	11	4	8	6	10	9	0	0	0	48
18	Number of Issues Solved	0	0	0	3	3	3	0	0	0	9

Ministry	Projects	Achievement During the Reporting Period
----------	----------	---

B.1 Achievements During The Reporting Period – 1st Quarter 1398

		No. of contracts Completed	Road (km)	Structures (linear meter)	Bridge (linear meter)	Total linear meter (Structure+Bridge)	Labor Days	Contract Cost (\$)
MRRD	ARAP-MRRD-WB	3	12	9,660	81	9,741	21,016	2,649,756
	NRAP - MRRD - MOF	23	98	13,087	127	13,215	142,469	12,813,240
Total		12	26	109	22,748	208	22,956	163,485

B.2 CONTRACTS AT DIFFERENT STAGES OF IMPLEMENTATION

Ministry	Projects	No. of Contracts as per P.P	Development			Procurement			Delivery		
			Completed	Ongoing	Planned	Completed	Ongoing	Planned	Completed	Ongoing	Terminated
MRRD	MOF	-	674			507			443	59	1
	ARAP	402	557			446			380	55	5
Total		402	1,231	-	-	953	-	-	823	114	6

B3. CONTRACT COMPLETED FROM INCEPTION TO END OF 1st QUARTER 1398

Ministry	Projects	Works Budget In Million (\$)	Physical Target (km)	Completed Contracts						
				No. of Contracts completed	Road (km)	Structures (linear meter)	Bridge (linear meter)	Total linear meter (Structure+Bridge)	Labor Days	Contract Cost (\$)
MRRD	ARAP	80.5	1429	379	1,395	78,711	2,288	80,197	1,882,933	83,199,470
	MOF		-	443	1,487	207,996	2,668	210,664	2,017,059	134,411,032
Total		80.5	1429	822	2,882	286,707	4,956	290,861	3,899,992	217,610,502

B.4 CONTRACTS ONGOING DURING 1st QUARTER 1398

Ongoing Contracts							
Project	No. of Contracts	Road (km)	Structure s (linear meter)	Bridge (linear meter)	Total linear meter (Structure+Bridge)	Labor Days	Contract Cost (\$)
ARAP	51	143	22,451	176	22,627	92,138	18,504,709
MOF	59	311	55,096	756	55,853	231,613	33,324,138
Total	110	454	77,547	932	78,480	323,751	51,828,847

B.5 DONOR COMMITMENT FOR COMPLETED PROJECTS

Ministry	Donor	Project	Commitment In Million (\$)	Status of the Project
MRRD	MoF	MoF	166.4	Ongoing
	World Bank	ARAP	150	Ongoing
	Japan	Japan Fund	23.5	Completed
	DFID	CARD-F	1.52	Completed
	World Bank	NERAP	91.5	Completed
	APRP	APRP	15	Completed
	AusAID	URAP	11	Completed
	AusAID	RAD-TK	2.87	Completed
	JSDF	LIPWP	2	Completed
	World Bank	LIWP	3.24	Completed
	CNTF	CNTF1	5.29	Completed
	USAID	NEEPRA-US	14.74	Completed
	EC	NEEPEC	10.63	Completed
	JSDF	RAL	19.6	Completed
	PSIB	NEEPRA-PS	15	Completed
	World Bank	NEEP1	2.43	Completed
	World Bank	NEEPRA-WB	14.73	Completed
	World Bank	ILO	1.72	Completed
	World Bank	JPMU	2.29	Completed
	DFID	HARDP	16.25	Completed
CNTF	CNTF-LB	6	Completed	
Total			563.46	

B.6 NRAP OVERALL ACHIEVEMENTS SINCE INCEPTION

Ministry	Projects	Completed Contracts							
		Works Budget in m (\$)	# of Contracts completed	Road (KM)	Structure (RM)	Bridge (RM)	Total RM (Structure+Bridge)	Labor days	Contract Cost (\$)
NRAP-MRRD	HARDP - MRRD - DF	11.50	11,500,000	16	84	24	28	52	-
	NEEP1 - MRRD - WB	2.37	2,370,000	73	291	1,549	-	1,549	419,011
	NEEPEC - MRRD - EC	6.75	6,750,000	26	159	1,793	102	1,895	330,101
	NEEPRA - MRRD - AU	0.48	480,000	15	31	303		303	32,177
	NEEPRA - MRRD - CD	0.20	200,000	2	20	4		4	2,382
	NEEPRA - MRRD - DF	5.77	5,770,000	73	236	8,427	58	8,485	312,147
	NEEPRA - MRRD - PS	3.61	3,610,000	47	183	2,585	137	2,721	240,363
	NEEPRA - MRRD - US	1.51	1,510,000	4	58	636		636	11,604
	NEEPRA - MRRD - WB	8.33	8,330,000	248	708	8,928	117	9,045	1,300,885
	NERAP - MRRD - TF		-	134	428	11,418	383	11,801	456,860
	NERAP - MRRD - WB		-	279	920	20,273	1,219	21,492	1,404,919
	NRAP - MRRD - CF	3.99	3,990,000	4	46		162	162	22,642
	NRAP - MRRD - DU	0.70	700,000	4	16	319		319	6,415
	RAD-TK -AU	1.91	1,910,000	16	24	250	45	295	104,935
	NRAP-LB - MRRD - CF	5.02	5,020,000	96	143	3,941		3,941	578,382
	RAL - MRRD - JF	9.42	9,420,000	34	349	9,506	10	9,515	359,800
	APRP-NRAP-MRRD	15.00	15,000,000	29	86	4,104		4,104	482,684
	CARD-F			3	13	6,777		1,293	22,365
URAP			39	52	496		496	114,455	
Total		76.56		1,142	3,847	81,332	2,260	78,108	6,202,128

B.7 ESM Reflection

Details of ESM activities during the reporting period											
S/no	Activity	Kabul	West	CHL	East	North	South East	South	North East	Badakhs han	Total
1	# of ESM documents prepared	6	0	2	1	3	3	2	5	2	24
2	# of trees planted	0	0	658	0	0	250	0	0	0	908
3	# of people awareness and trained	253 M 0 FM	155 M 75 FM	250 M 20 FM	110 M 0 FM	550 M 0 FM	1141 M 0 FM	83 M 0 FM	60 M 0 FM	85 M 50 FM	2687 M 145 FM
4	# of coordination meetings held	15	4	7	3	13	0	6	5	3	938 M 2 FM
5	# of GRC established	8 M 0 FM	0 M 3 FM	9 M 8 FM	8 M 0 FM	16 M 0 FM	8 M 8 FM	6 M 3 FM	5 M 0 FM	3 M 2 FM	63 M 24 FM
6	# of issues solved	20	0	0	6	0	2	3	0	0	31
7	# of CPM conducted	2	6 2 FM	1	9	18	3	3	1 1 FM	1	45 3 FM
8	# of Social Audits conducted	1	0	0	0	17	0	0	0	0	18
9	Land donated (m2)	18089	0	1469	180	0	2786	14000	0	15108	51632
10	Environmental Monitoring	13	6 2 FM	1	9	6	5	5	3 1 FM	19	67 3 FM

*M (Male GRC)

*FM (Female GRC)

* PM (Periodic Maintenance)

B.8 Financial Status of other Ongoing Projects

B.8.1. MoF Financial Details

MoF 1398 FY						
Component	Budget	Disbursement			Balance	%
		Till previous	This period	To date		
Works	40,385,894	2,914,847	12,195,083	15,109,930	25,275,963	37%
Non Works	2,466,181	67,204	590,791	657,996	1,808,185	27%
Total	42,852,075	2,982,052	12,785,874	15,767,926	27,084,149	37%