




Islamic Republic of Afghanistan
Ministry of Finance
Ministry of Public Works
Ministry of Rural Rehabilitation
& Development



**National Rural Access
Program
(NRAP)**



Construction Work of 4.8 Km asphalt road in center of Laghman Province by NRAP.MoPW



Construction of 30 m bridge & 1 km road in Bano district of Baghlan Province by NRAP.MRRD

Note:

NRAP got high capacity to deliver quality and high standard roads while insecurity remains robust threat for implementation.

3rd Quarter Report 1397

(21 September, 2018 – 20 December, 2018)

Prepared by:

Besmillah Besmil/Daryosh Tabesh

<i>Contact Information</i>	
<i>Program Title</i>	National Rural Access Program (NRAP)
<i>Start Date</i>	2002
<i>Donor</i>	World Bank, USAID, GOI, DFID, JSDF, CIDA, AUSAID, EC, Holland, CNTF, PSIB and GoA
<i>Executive Ministries</i>	Ministry of Public Works and Ministry of Rural Rehabilitation & Development
<i>Geographic Coverage</i>	All 34 Provinces of Afghanistan

Mission and strategic Goals

Mission: To Enhance Human Security and Promote Equitable Economic Growth by ensuring year round Access to Basic Services and Facilities in Rural Afghanistan.

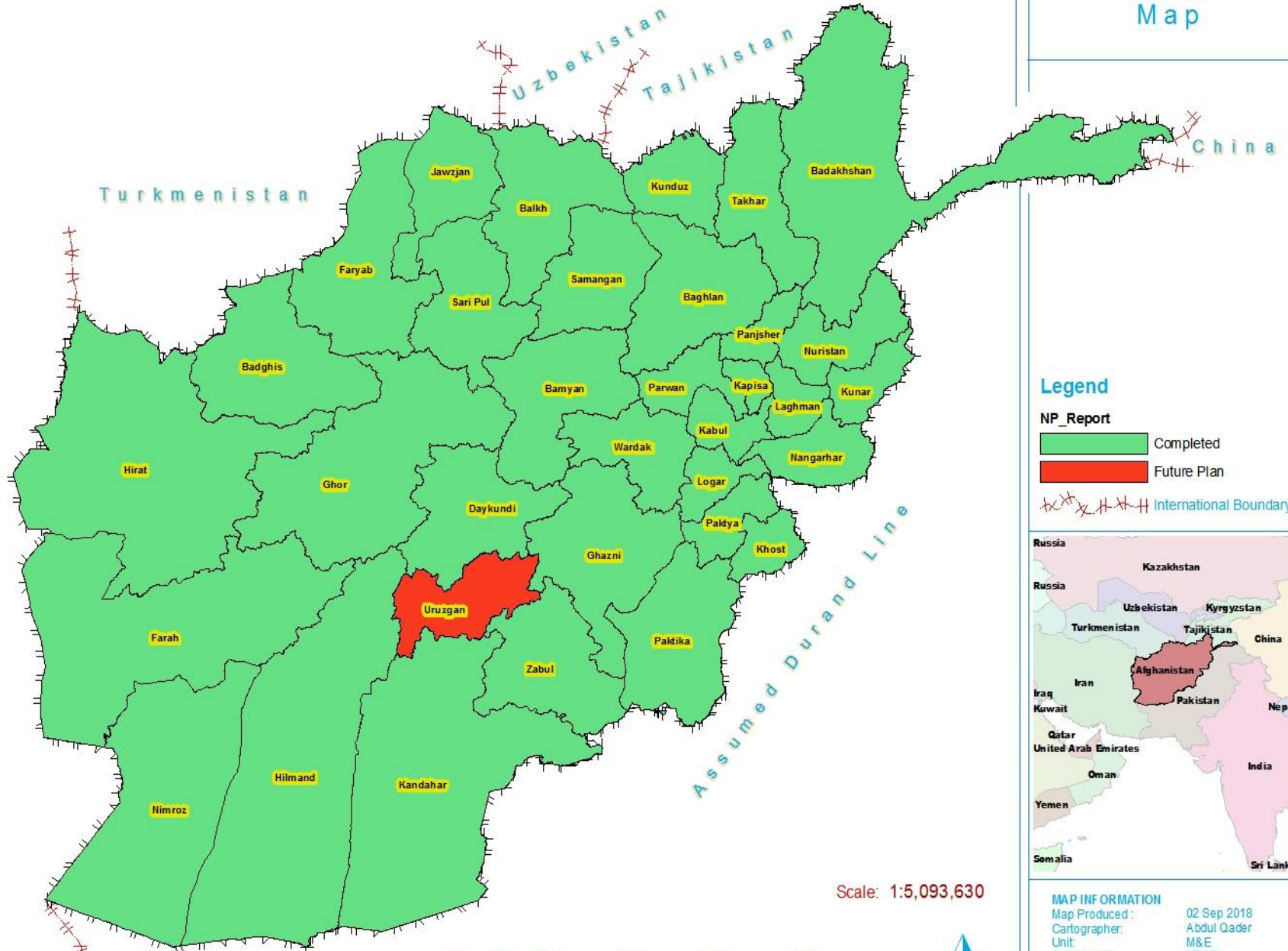
Strategic Goals

- To rehabilitate quality rural road infrastructures that will provide year round access to the remote village to basic services, such as markets, health care center and schools.
- Provide increased employment opportunities through using labor-based methods and a private sector-led approach for all works.
- Enhance the capacity of communities and private sector to manage, deliver and maintain public transportation facilities through on-the-job capacity development.



ROAD NETWORK & PLANNING SURVEY WORK PROGRESS REPORT

AFGHANISTAN Map



Legend

- Completed
- Future Plan
- International Boundary



MAP INFORMATION
 Map Produced : 02 Sep 2018
 Cartographer: Abdul Qader
 Unit: M&E
 Department: NRAP
 Projection: World Mercator
 Datum: D_WGS_1984

Table of Contents

ABBREVIATIONS AND ACRONYMS:	e
EXECUTIVE SUMMARY	1
1) COMPONENT (A) SECONDARY ROADS-MOPW	1
2) COMPONENT (B) TERTIARY ROADS-MRRD	1
3) COMPONENT (C) PROGRAM PLANNING & DEVELOPMENT, INSTITUTIONAL STRENGTHENING, AND PROGRAM COORDINATION SUPPORT	1
AFGHANISTAN RURAL ACCESS PROJECT (ARAP).....	3
I. PHYSICAL PROGRESS	3
1. COMPONENT (A) DISTRICT ROADS	3
2. COMPONENT (B) VILLAGE ROADS	5
3. COMPONENT (C) PROGRAM PLANNING & DEVELOPMENT, INSTITUTIONAL STRENGTHENING, AND PROGRAM COORDINATION SUPPORT	7
II. FINANCIAL PROGRESS.....	8
OTHER ONGOING PROJECTS UNDER (NRAP).....	10
1. NRAP-MoF.....	10
2. JAPAN-FUND	10
3. JICA & GOA Fund	10
CHALLENGES AND OBSTACLE	11
1. SECURITY	11
2. WEATHER	11
ANNEXES (A) MoPW.....	i
ANNEX (B) MRRD:	vi

Abbreviations and Acronyms:

APRP	Afghanistan Peace and Reintegration Project
ARAP	Afghanistan Rural Access Project
ARTF	Afghanistan Reconstruction Trust Fund
AUSAID	Australian Agency for International Development
CARD-F	Comprehensive Agriculture and Rural Development Facility
CHL	Central Highlands
CIDA	Canadian International Development Agency
DLP	Defect Liability Period
EM	Emergency Maintenance
ESM	Environmental and Social Monitoring
ESMF	Environmental and Social Safeguard Framework
FA	Financial Audit
GOI	Government of India
GOV	Government
GRC	Grievance Redress Committees
IDA	International Development Association
JF	Japan Fund
JICA	Japan International Cooperation Agency
Km	Kilometer
M	Meter
MIS	Management Information System
MoF	Ministry of Finance
MoPW	Ministry of Public Works
MRRD	Ministry of Rural Rehabilitation and Development
NCU	National Coordination Unit
NEEP	National Emergency Employment Program
NEEPRA	National Emergency Employment program for Rural Access
NERAP	National Emergency Rural Access Project
NPP	National Priority Program
NRAP	National Rural Access Project
PAP	Project Affected Person/People
PDO	Project Development Objectives
PIU	Program Implementation Unit
PRI	Project Result Indicators
QA/QC	Quality Assurance & Quality Control
RCC	Reinforced Cement Concrete
RM	Running Meter
SCM	Steering Committee Meeting
SIDA	Swedish International Development Cooperation Agency
SMM	Senior Management Meeting
SMT	Senior Management Team
TA	Technical Audit
URAP	Uruzgan Rural Access Project
USAID	United States Agency for International Development
WB	World Bank

EXECUTIVE SUMMARY

This summary consolidates the overall progress made toward performance indicators of the projects including ARAP during 3rd quarter of 1397. The highlights include the achievements of components A, B, C and D of the ARAP project while briefly indicated the overall progress of other projects under NRAP during the reporting period. The detailed data is provided in annexes (A) & (B).

- 1) COMPONENT (A) SECONDARY ROADS-MoPW:** The responsibility of construction, rehabilitation and maintenance of major local roads (district roads) is entrusted to PIU-MoPW. This component has succeeded to construct and rehabilitate 547.8 Km gravel surfaced road, 251.04 Km asphalt surfaced road and 1,446.1 Running meters of bridges as well as constructed 134,193 linear meter associated drainage structures, which generated 3,560,741 labor days to communities' in subproject vicinity since inception to date. While, 9.14 Km asphalt surface road and 30 Rm bridges constructed during the reporting period.
- 2) COMPONENT (B) TERTIARY ROADS-MRRD:** PIU-MRRD is the executing authority of this component and it is responsible to improve, construct and maintain minor local roads (village roads). The cumulative physical achievement since inception; 2012 of the project to the end of 3rd quarter of 1397 is construction of 1,442 Km of village roads, 2,337 Running meter bridge (includes 470 Rm bridges under B1), 69,218 linear meters associated drainage structures as well as generated 4,417,657 labor days. Whereas rehabilitation of 17 Km road, construction of 86 Rm of bridges and generation of 53,200 labor days are reported during the reporting period.
- 3) COMPONENT (C) PROGRAM PLANNING & DEVELOPMENT, INSTITUTIONAL STRENGTHENING, AND PROGRAM COORDINATION SUPPORT:** This component is jointly executed by MoPW and MRRD for various activities which will be undertaken by each individual, while ensuring close coordination with each other, facilitated by the National Coordination Unit (NCU).
 1. Gap Analysis in national road network including district road has been conducted. New version of road network database has been released and data collection of road network planning is completed for 33 provinces, 85% of national highways.
 2. Since inception of the project different types of short, long term and on the job trainings were provided to individuals, meeting the preset selection criteria. Both domestic and international trainings provided to program staff in different fields such as, CCNA, MSCD, Project Management and Academic English courses to civil servant, while required on job trainings were provided to internship students and fresh graduate engineers indoor. Moreover, it is worthy to report that constructions of all 8 NRAP buildings are completed.
 3. Beside regular data flow to program stakeholders through NRAP website, newsletter, media report; steering committee meetings, monthly coordination meeting, technical coordination meeting as well as ad hoc Senior Management Meeting conducted for project preparation and other related issues.
- 4) COMPONENT (D) CONTINGENCY EMERGENCY RESPONSE:** This component with allocated US\$ 0 is for contingency and emergency response that will allow for rapid response in the event of an adverse natural or man-made event that causes a major disaster through the reallocation of project fund. There is no achievement under this this component yet.

ARAP Project Physical Progress Status As of December 2018

Intermediate Result Indicator	Unit	*PRI	5th Year Indicator	Achievements	Progress as per PRI (%)	Progresses per 5th year indicator(%)	Variance + -%
Financial management system in MRRD and MPW developed and functional	%	100	100	100.00		100.00	0.00
Cost estimation system developed and fully functional	%	100	100	100.00		100.00	0.00
Design Standards developed and adopted	%	100	100	90.00		90.00	-10.00
Improved network Management System in Place	%	100	100	100.00		100.00	0.00
Complete Road Inventory (100% of roads under central government mandates, Including major highways, secondary roads and tertiary roads under NRAP sponsorship)	%	100	100	85 % major highways and secondary roads	85.00	85.00	-15.00
				0 % tertiary roads	0.00	0.00	-100.00
Roads constructed, Rural	Km	2670	2550	2240.87	83.93	87.88	-12.12
Km of gravel surfaced secondary roads rehabilitated	Km	1000	1000	547.83	54.78	54.78	The performance has been expedited to achieve the set indicators
Km of asphalt surfaced secondary roads rehabilitated	Km	250	250	251.04	100.42	100.42	0.42 % ahead
Construction of bridges on secondary roads	Meter	1000	1000	1446.10	144.61	144.61	44.61% ahead
Km of secondary roads under routine and periodic maintenance scheme	Km	1000	1000	2028.48	202.85	202.85	102.85 % ahead
Km tertiary roads rehabilitated	Km	1420	1300	1442.00	101.55	110.92	10.92 % ahead
Construction of bridges on tertiary roads	Meter	1600	1600	1867.00	116.69	116.69	16.69 % ahead
Km of tertiary roads under routine and periodic maintenance scheme	Km	2000	2000	5051.00	252.55	252.55	152.55 % ahead
Job opportunities created via the intervention	Million Labor days	11.92	-	7.90	66.28	-	-33.72
Number of People trained or retrained	# people annually	-	833	136.00		16.33	-83.67
Female: Number of people trained or retrained (20% of total number of people)	# Female annually	-	167	20.00		11.98	-88.02

*PRI- Project Result Indicator

AFGHANISTAN RURAL ACCESS PROJECT (ARAP)

I. PHYSICAL PROGRESS

1. COMPONENT (A) DISTRICT ROADS

Subcomponent A1, A2 & A3: By completion of third quarter of 1397, component A has successfully completed rehabilitation of 547.83 Km of gravel surface, 251.04 Km asphalt surface road and constructed 1,446.1 Rm of bridges through total 117 contracts since inception of the project. While total 23 contracts for rehabilitation of total 237 Km road (196 Km gravel roads, 41 Km asphalt roads), construction of 34 running meters' bridge and 67,000 linear meter associate drainage structures are ongoing.

Bellow table indicates the details progress since inception and during the reporting quarter.

Activities	Designed			Awarded			Completed		
	Previous	This Qrt.	Total	Previous	This Qrt.	Total	Previous	This Qrt.	Total
Rehabilitation of secondary Road (1000 KM) gravel	1037.71	0	1037.71	757.74	58.49	816.23	547.83	0	547.83
Construction Bridge (1000 RM) over secondary road	1,480.1	0	1,480.1	1,480.1	0	1,480.1	1,416.1	30	1,446.1
Upgrading of 250Km secondary road to asphalt surface	400.10	0	400.10	299.48	15.04	314.52	241.9	*9.14	251.04

*9.14 Km of asphalt road was reported indicatively in last quarter but the PIU has issued substantial certificate of the mentioned subproject during the reporting period.

Subcomponent A4: This subcomponent is allocated for maintenance of secondary road. The periodic maintenance has applied to 521.48 Km road and 34 emergency maintenance contracts are completed since inception of the project to the end of 3rd quarter of 1397. Likewise, 377 contracts with total length of 1,507 Km road is completed under routine maintenance.

Furthermore, 9 post disaster sub-projects with total cost of 2,485,508.35\$ and generation of 263,671.01labor days are successfully completed since inception of the project under this sub component.


Labor Days Generated

Descriptions	Since Inception	This Quarter
Labor days generated	3,560,768	145,569

Subcomponent A5: ESM report for 3rd Quarter of 1397, 1 ESM Plans were prepared for 1 Subprojects, 696 beneficiaries (434 males and 262 female) were trained/consulted, 33 community consultations meetings (25 with male and 8 with female) held at different stages of the project. Likewise, 23 subprojects have been visited during the reporting period and 4 different issues such as air pollution, hiring more community laborers by contractor, design and land donation were raised by the communities and most of the issues solved through consultation with contractors and providing technical information to communities.



Construction of 7.2 km road in Qurghan district of Faryab Province by NRAP.MoPW



Construction of 99 Rm bridge in Sayaad district of Parwan Province by NRAP.MoPW

2. COMPONENT (B) VILLAGE ROADS

Subcomponent B1 & B2: These sub-components of ARAP has successfully rehabilitated indicatively 17 km of roads, Construction of 86 Rm bridges and generated 53,200 labor days. While total 1,425 Km of roads, 1,867 running meter of bridge and 69,218 linear meter associated drainage structures have been constructed since inception of the project. Moreover, 22 contracts to rehabilitated 110 Km of roads and 372 running meters of bridge is ongoing.

Bellow table indicates the details progress since inception and during the reporting quarter.

Activities	Designed			Awarded			Completed		
	Previous	This Quarter	Total	Previous	This Quarter	Total	Previous	This Quarter	Total
Rehabilitation of tertiary Road (1420 KM) gravel	1,683	0	1,683	1,500	17	1,517	1,425	17*	1,442
Construction Bridge (1600 RM) over secondary road	2,714	0	2,714	2,451	0	2,451	2,251	86*	2,337**

*indicatively

**including 470 Rm completed under B1.

Subcomponent B3: This subcomponent is maintenance centric and entails emergency, routine and periodic maintenance of ARAP constructed village road.

Emergency Maintenance: Under this sub-component, emergency repairing of flood affected roads and road structures are being done. These works are usually contracted with communities and implemented through them. Sixty-six emergency contracts have been signed for repairing and maintenance of infrastructures as well as clearing of road surfaces due to flood and landslides under this subcomponent since inception of the project.

Snow Cleaning: As of 3rd quarter of 1397 almost 758 km of tertiary roads has been unblocked under this subcomponent in all over the country. NRAP/MRRD took immediate action with a specific plan for cleaning the affected tertiary roads.

Routine Maintenance: This subcomponent incorporate routine maintenance of the program constructed village roads. So far 3,600 km of tertiary road kept functional under routine maintenance and as of now 2,251 Km of tertiary road is under routine maintenance through 161 contracts in ARAP project.


Periodic Maintenance: Periodic maintenance constitutes part of the Component B3. Insofar, 91 contracts include 1,451 km road have been completed and 40 contracts includes 282 Km road is ongoing under periodic maintenance of ARAP project

Moreover, 57 completed contracts include 482 km road and 4 ongoing contracts include 49 km road is under periodic maintenance through MoF project.


Labor Days Generated

Descriptions	Since Inception	This Quarter
Labor days generated	4,417,657	53,200

Subcomponent B4: During the 3rd quarter of 1397, total 8 ESMP were prepared, 1,918 people were trained, 34 coordination meetings have been held, 44 GRC (34 M, 10 FM) have been established. Likewise, 46 Community Participatory Monitoring and 17 social audit have been conducted, 30 social issues such as land acquisition have been solved and 65 environmental monitoring have been conducted. Last but not least 15,330 m² of lands have been donated by the communities during the reporting period.



Construction of 23.3 km gravel road in Malistan district of Ghazni Province by NRAP.MRRD



Construction of 4.2 Km Road in Laja Mangal district of Paktiya Province by NRAP.MRRD

3 COMPONENT (C) PROGRAM PLANNING & DEVELOPMENT, INSTITUTIONAL STRENGTHENING, AND PROGRAM COORDINATION SUPPORT

The overall objective of this component is institutional strengthening, project management and program development which are segregated into three subcomponents of C1, and C2 and C3. The subcomponents are articulated as below:

Subcomponent C1 (Rural Roads Network Planning and Management System): During this quarter there was a joint technical meeting of both PIUs held to evaluate the technical aspects of the Network Planning and Management System.

Moreover, NRAP/MoPW has the responsibility of data collection for primary and secondary road network. The data collection has been successfully completed in 18,876.39 Km in which 85% of national highways, 33 provinces except Uruzgan due to high security risk and also social surveys conducted in 12,340 social centers as end of 3rd quarter of 1397. Moreover, preparation for data entry is positively in progresses.

Besides, under this subcomponent an assignment was given by the World Bank delegates to NRAP team in order to prioritize 1000 Km of secondary roads using the collected data. The assigned team (GIS, planning and economic analysis teams of both PIUs leaded by Mr. Maiwand Hoshmand and Mr. Mansoor Mansoori) has reported that they have analyzed 18,876.39 Km of roads including District roads, Provincial roads and National Highways, taking into consideration the indicator of poor, fair and good using the condition survey data. After comprehensive data analysis and clean up as a result they summarized the outcome as follow:

- Out of surveyed roads, 60% roads are unpaved and 40% roads are paved.
- Out of surveyed roads, 56% is district roads, 36% National Highways and 7% is provincial roads.
- Out of surveyed roads, 22.63% of roads are in good condition, 39.27% of roads are in fair condition and 38.07% roads are in poor condition.

The limitation of the mentioned analysis is that the data is collected to updated the primary data of road network in Afghanistan in order to keep update condition of roads in the developed road network database and it is not responsive for further process of engineering analysis specially for National Highways development and management model tools like HDM-4 and run economic appraisal.

Subcomponent C2 (Institutional Strengthening and Capacity Building): Throughout the reporting period different types of short-term trainings are provide for NRAP staff inside and outside the country. Following is some of in progress trainings for NRAP staff during 3rd quarter of 1397:

- Master degree programs for NRAP staff are under process.
- Post- Graduation course for NRAP staff under process.
- Planning for a study tour is ongoing for program staff.

Furthermore, as one of the activities under this subcomponent is construction of functional office and laboratory buildings in the eighth regional offices and improving the program library, so construction works of all 8 NRAP buildings is completed since inception of the project.

Total Training Conducted during 1397

<i>Descriptions</i>	<i>Year 1397</i>	<i>This Quarter</i>
Male Trained	116	11
Female Trained	20	1
Total Training	136	12

Subcomponent C3 (Program Coordination Support): Regular data flow to the program stakeholders through NRAP website, publishing monthly newsletter, media reporting, steering committee meetings, monthly coordination meeting, technical coordination meeting as well as ad hoc Senior Management Meeting for the project preparation and other related issues are commencing under this subcomponent.

Following is some completed activities under this subcomponent during the reporting period:

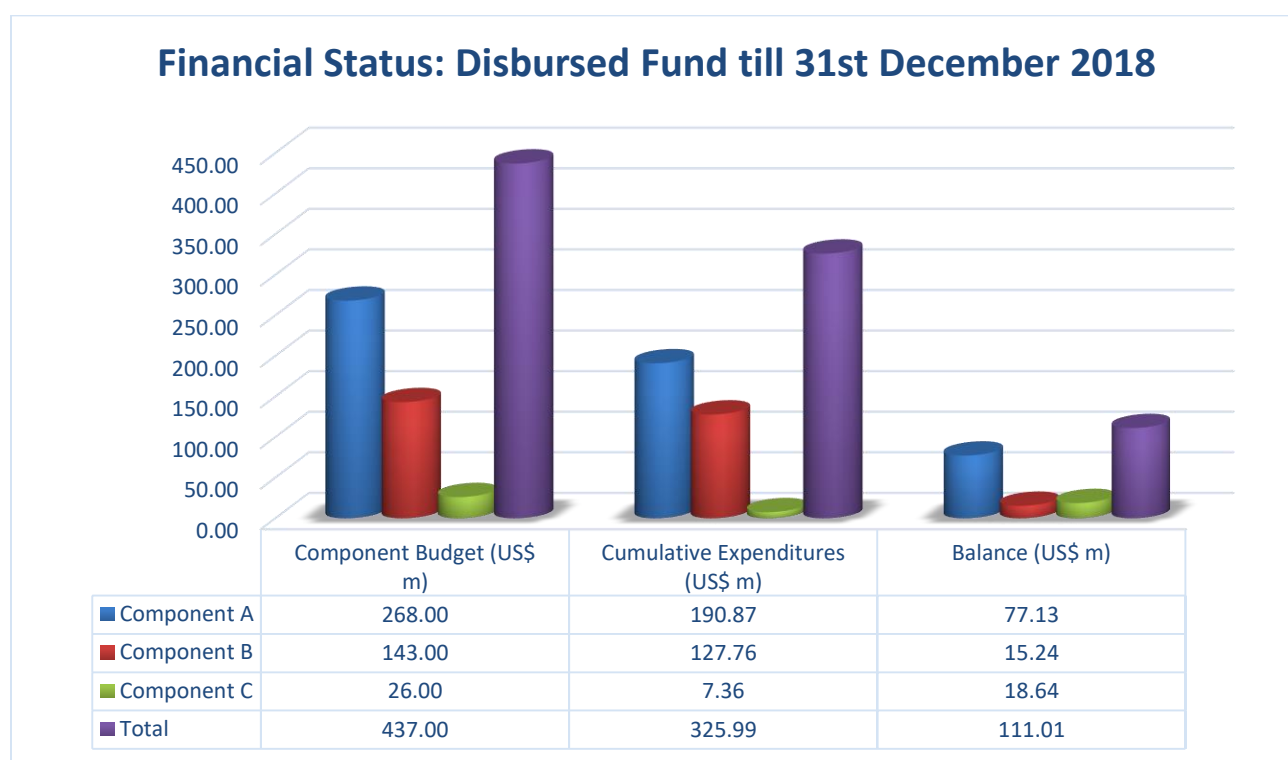
- Printing, publishing and distribution of monthly newsletter
- Printing and publishing of NRAP annual report 1396
- Timely media reporting
- One monthly coordination meeting is conducted.
- One technical coordination meeting is conducted with MSI and the program technical team.
- One Follow up technical meeting of technical issues is conducted with MSI and program technical team.
- Budget committee meeting is conducted.
- Senior Management Team Meeting is conducted.
- Financial meeting is conducted.
- World Bank Implementation Support Mission successfully took place.

- 4 **COMPONENT (D) CONTINGENCY EMERGENCY RESPONSE:** This component will allow for rapid response in the event of an adverse natural or man-made event that causes a major disaster through the reallocation of project fund. It could also be used to channel additional funds for emergency response should they become available

II. FINANCIAL PROGRESS

Component wise cumulative and Quarterly Financial Progress till 31st December 2018				
Components	Total Project Budget (US\$ m)	Expenditures for this Quarter (US\$ m)	Cumulative Expenditures (US\$ m)	Balance(US\$ m)
Sub-total of Component A	268.00	6.58	190.87	77.13
Sub-total of Component B	143.00	4.90	127.76	15.24
Sub-total of Component C	26.00	0.11	7.36	18.64**
Grand Total	437.00	11.59	325.99	111.01


** US\$3m SDR loss include



Financial Vs Physical Progress of Major Activities of Component A					
Component Major Activities	Allocated Budget (US\$)	Disbursement Amount (US\$)	Financial Progress %	Physical Progress as per 5th year indicator (%)	Balance (US\$)
Gravel Surfacing	\$110,440,000	\$63,903,976.94	57.86	54.78	\$46,536,023.06
Asphalt Surfacing	\$76,590,000	\$57,831,958.84	75.51	100.42	\$18,758,041.16
Bridge construction	\$15,470,000	\$12,914,283.85	83.48	144.61	\$2,555,716.15
Road maintenance	\$21,000,000	\$16,503,748.94	78.59	202.85	\$4,496,251.06
Implementation support	\$44,500,000	\$39,712,160.68	89.24	-	\$4,787,839.32

Financial Vs Physical Progress of Major Activities of Component B					
Component Major Activities	Allocated Budget (US\$)	Disbursement Amount (US\$)	Financial Progress %	Physical Progress as per 5th year indicator (%)	Balance (US\$)
Gravel Surfacing	\$70,500,000	\$67,496,211	95.74	101.55	\$3,003,789.12
Bridge construction	\$13,000,000	\$11,360,109	87.39	116.69	\$1,639,890.89
Road maintenance	\$25,500,000	\$18,115,597	71.04	252.55	\$7,384,402.89
Implementation support	\$34,000,000	\$30,787,743	90.55	-	\$3,212,256.63

Component Wise Fund Commitment Status			
Components	Component Budget (US\$ m)	Disbursed Budget (US\$ m)	Committed & Allocated (US\$ m)
Component A	\$268,000,000	\$190,866,129	\$77,133,871
Component B	\$143,000,000	\$127,759,660	\$15,240,340
Component C	\$26,000,000	\$7,362,242	\$18,637,758
Grand Total	\$437,000,000	\$325,988,032	\$111,011,968



OTHER ONGOING PROJECTS UNDER (NRAP)

1. NRAP-MoF

This project has been funded from the discretionary fund of the Islamic Republic of Afghanistan by the Ministry of Finance with total cumulative budget of 124.2 million in different years.

NRAP/MRRD has succeeded to complete 408 contracts under this project and achieved construction of 1,345 km of roads, 2,013 running meters of bridge and it has generated 1,786,403 labor days as of 3rd quarter of 1397.

2. JAPAN-FUND

This project has been funded by Japan with total budget of USD 23.5 million for delivering 190 km of road (Asphalt and Gravel) and 586 meter of bridges in 34 provinces of Afghanistan.

NRAP/MRRD has succeeded to complete 53 contracts under this project and achieved construction 218 km road, 637 running meters of bridges and it has generated 271,756 labor days as of 3rd quarter of 1397.

3. JICA & GOA Fund

This project has been funded by JICA & GOV and the executing entity is NRAP-MoPW. The cumulative budget of this project is almost US\$ 143.5 M in different years starting in SY1390 for delivering 351.06 Km of roads and 1,381 Running meters of bridges in different provinces of Afghanistan. The design and procurement of this project has been completed.

Moreover, 69 contracts have been completed through which 402.77 Km roads, 1,674 Rm bridges have been constructed and 2,272,356 number of labor days are generated as of 3rd quarter of 1397.

CHALLENGES AND OBSTACLE

1. Insecurity

Insecurity remained a serious challenge to the projects. The dead slow progress, additional security measures involvement particularly in volatile areas unregulated oversights to specific sites, negatively impacted the pace, and workmanship of some contracts.

Particular measure has been taken in this regard. Third party and community monitoring process is in place for ongoing subproject however, the concern still exists for upcoming new contracts.

2. Material Cost

The cost escalation of constructional substances critically affected the implementation trend. The basic estimation (Cost per Km) of secondary roads during ARAP project design was significantly low than the actual contractual cost per km, therefore the implementation pace is deadly slow particularly in case of asphaltting surfaces.

3. Capacity of Private Sector

A detected major challenge in implementation was the lack of management capacity among national private companies. In response, program PIUs provide them training on regular interval to teach how to prepare bids and manage their working capital as well as implementation plans.

ANNEXES (A) MoPW

Annex-I Achievements During Reporting Period- 3rd Quarter of 1397

Program-Ministry	Activity	Contracts Completed during Reporting Period						
		No. of Contracts	Road (KM)	Bridge (RM)	Structure (LM)	Structure Bridge	Labor Days	Contract Cost \$
NRAP-MPW	ARAP IDA+ARTF	2.00	9.14	30.00	17.00	47.00	31,126.39	2,075,092.35
	ARAP JICA/GOA	1.00	0.00	30.00	0.00	30.00	4,477.08	298,472.00
	ARAP PM	0.00	0.00	0.00	0.00	0.00	0.00	0.00
	ARAP EM	0.00	0.00	0.00	0.00	0.00	0.00	0.00
	ARAP PD	0.00	0.00	0.00	0.00	0.00	0.00	0.00
	ARAP RM	0.00	0.00	0.00	0.00	0.00	0.00	0.00
Total		3.00	9.14	60.00	17.00	77.00	35,603.47	2,373,564.35

Annex -II Contracts at Different Stages of Implementation

Program-Ministry	Projects	Total no. of Contracts	Development			Procurement			Delivery		
			Completed	Ongoing	Planned	Completed	Ongoing	Planned	Completed	Ongoing	Cancelled/ Terminated
NRAP-MPW	LIWP-WB	312.00	312.00	-	-	312.00	-	-	300.00	-	-
	NEEP1-WB	217.00	217.00	-	-	217.00	-	-	209.00	-	-
	NEEPRA-WB	100.00	100.00	-	-	96.00	-	-	100.00	-	-
	NRAP-WB+DF	46.00	46.00	-	-	46.00	-	-	42.00	-	-
	NERAP-IDA+ARTF	140.00	140.00	-	-	140.00	-	-	137.00	-	-
	ARAP-IDA+ARTF	149.00	149.00	-	-	149.00	-	-	117.00	27.00	5.00
	ARAP-JICA/GOA	95.00	95.00	-	-	95.00	-	-	69.00	26.00	-
	ARAP-PM	22.00	22.00	-	-	22.00	-	-	17.00	5.00	-
	ARAP-RM-1, RM-2, RM-3 & RM4	517.00	517.00	-	-	517.00	-	-	382.00	130.00	5.00
	ARAP-EMR	34.00	34.00	-	-	34.00	-	-	34.00	-	-
ARAP-PD	9.00	9.00	-	-	9.00	-	-	9.00	-	-	
Total		1,641.00	1,641.00	-	-	1,637.00	-	-	1,416.00	188.00	10.00

Annex-III Contracts Completed as of end of 3rd Quarter 1397

Program-Ministry	Activity	Contracts Completed as of this Period						
		No. of Contracts	Road(KM)	Bridge(RM)	Structure(LM)	Structure Bridge	Labor Days	Contract Cost \$
NRAP-MPW	ARAP IDA+ARTF	117.00	798.87	1,446.10	134,193.00	135,639.10	2,188,693.50	138,233,273.62
	ARAP JICA/GOA	69.00	402.77	1,674.00	2,000.00	75,150.00	2,272,356.77	143,517,269.89
	ARAP PM	17.00	521.48	0.00	0.00	0.00	123,771.10	7,817,122.29
	ARAP-RM,RM2,RM3	382.00	4,129.62	0.00	0.00	0.00	81,504.96	5,147,681.95
	ARAP- PD	9.00	0.00	0.00	0.00	0.00	39,353.88	2,485,508.35
	ARAP EMR	34.00	0.00	0.00	0.00	0.00	21,523.79	1,359,397.27
Total		628.00	5,852.74	3,120.10	136,193.00	210,789.10	4,727,204.01	298,560,253.37

Annex- IV NRAP ongoing Projects during 3rd Quarter 1397

Program-Ministry	Projects	Contracts Ongoing as of This Quarter						
		No. of Contracts	Road (KM)	Bridge (RM)	Structure(LM)	Structure Bridge	Labor Days	Contract Cost \$
ARAP-MPW	ARAP- IDA+ARTF	23.00	237.00	34.00	67,000.00	67,034.00	655,341.67	41,390,000.00
	ARAP JICA/GOA	23.00	182.00	512.00	-	70,000.00	1,020,220.83	64,435,000.00
	ARAP-PM	5.00	133.50	-	-	-	19,269.17	1,217,000.00
	ARAP-RM,RM2,RM3	135.00	1,406.00	-	-	-	29,517.26	1,864,248.06
	ARAP- PD	-	-	-	-	-	-	-
	ARAP-EMR	-	-	-	-	-	-	-
Total		186.00	1,958.50	546.00	67,000.00	137,034.00	1,724,348.93	108,906,248.06

Annex-V NRAP MOPW Achievements since inception to the end of 3rd Quarter 1397

Program-Ministry	Projects	NRAP-MPW Overall Program Achievement Since Inception						
		No. of Contracts	Road Km	Bridge RM	Structures LM	Structure Bridge	Labor Days	Contract Cost \$
NRAP - MPW	LIWP-WB	312.00	3,897.96	3,436.50	24.00	3,460.50	3,403,984.00	12,223,000.00
	NEEPI-WB	217.00	2,200.90	644.50	22.20	666.70	2,591,107.00	10,714,000.00
	NEEPRA-WB	100.00	809.00	23,637.64	522.25	24,159.89	1,428,678.00	22,045,320.41
	NRAP-WB+DF	46.00	242.07	10,024.30	719.02	10,743.32	1,190,246.00	21,326,190.00
	NERAP-IDA+ARTF	137.00	1,122.88	54,777.10	1,521.50	56,298.60	1,753,698.18	140,600,000.00
	ARAP-IDA+ARTF	117.00	798.87	1,270.10	134,193.00	135,639.10	2,188,693.50	138,469,681.29
	ARAP-JICA/GOA	69.00	402.77	1,674.00	2,000.00	75,150.00	2,272,356.77	123,723,269.89
	ARAP-PM	17.00	521.48	-	-	-	123,771.10	7,817,122.29
	ARAP-RM (1,2,3)	382.00	4,129.62	-	-	-	81,504.96	5,147,681.95
	ARAP- PD	9.00	-	-	-	-	39,353.88	2,485,508.35
	ARAP-EMR	34.00	-	-	-	-	21,523.79	1,359,397.27
Overall Achievement	1,440.00	14,125.55	95,464.14	139,001.97	306,118.11	15,094,917.19	505,468,763.78	

Annex VI- NRAP Donor Commitment

Program- Ministry	Donor	Projects	Commitment (USD)	Disbursement (USD)	Projects Status	
NRAP - MPW	WB	LIWP	12,223,000.00	12,223,000.00	Completed	
	WB	NEEP1	10,846,150.00	10,714,000.00	Completed	
	WB	NEEPRA	21,755,279.00	22,045,320.41	Completed	
	DFID	NRAP	21,326,190.00	21,326,190.00	Completed	
	CIDA	NRAP	1,000,000.00	1,000,000.00	Completed	
	SIDA	NRAP	521,385.60	521,385.60	Completed	
	GOI	NERAP	3,021,074.21	3,021,074.21	Completed	
	IDA+ARTF	NERAP	140,600,000.00	140,600,000.00	Completed	
	IDA+ARTF	ARAP Road&Bridge NRAP JICA/GOA		138,233,273.62	120,553,456.85	Completed
				143,517,269.89	67,716,478.86	Completed
		ARAP RM		5,147,681.95	4,890,297.85	Completed
		ARAP PM		7,817,122.29	7,040,397.33	Completed
		ARAP EM		1,359,397.27	1,333,448.35	Completed
		ARAP PD		2,485,508.35	2,101,236.43	Completed
		ARAP Road&Bridge NRAP JICA/GOA		41,390,000.00	9,512,167.51	Ongoing
				64,435,000.00	28,627,836.53	Ongoing
		ARAP RM		1,864,248.06	932,124.03	Ongoing
ARAP PM			1,217,000.00	-	Ongoing	
ARAP EM		-	-	Ongoing		
ARAP PD		-	-	Ongoing		
Total			618,759,580.24	461,120,370.92		

Annex VII. ESM Reflection

S/No	Activity	Central	West	CHL	East	North	South East	South	North East	Badakhshan	Total
1	# of ESM Plans Prepared	1	1	0	1	0	0	0	0	0	3
2	# of Male Consultation Meetings Held	3	2	0	5	3	7	2	3	0	25
3	# of Female Consultation Meetings Held	0	2	0	0	5	0	0	1	0	8
4	# of Male trained/consulted/Awarded	32	80	26	60	81	100	35	20	0	434
5	# of Female trained/consulted/Awarded	0	51	0	0	151	0	0	60	0	262
6	# of Male Grievance Redress Committee (GRC) Established	1	1	0	0	0	0	0	0	0	2
7	# of Female Grievance Redress Committee (GRC) Established	0	1	0	0	0	0	0	0	0	1
8	# of PAFs	0	0	0	6	0	0	0	0	0	6
9	# of Male PAPs	0	0	0	42	0	0	0	0	0	42
10	# of Female PAPs	0	0	0	24	0	0	0	0	0	24
11	Land donated (m2) by people	0	0	0	132	0	0	0	0	0	132
12	# of Trees Going to be Cut	0	0	0	0	0	0	0	0	0	0
13	# of Trees Going to be Planted	0	0	0	0	0	0	0	0	0	0
14	# of Stripe Plan Prepared	0	1	0	1	0	0	0	0	0	2
15	# of Abbreviated RAP Prepared	0	0	2	0	0	0	0	0	0	2
16	# of Projects Monitored/Visited	2	4	0	2	4	7	2	2	0	23
17	# of Issues Solved	0	0	0	1	4	0	0	1	0	6

ANNEX (B) MRRD:

B.1 Achievements During The Reporting Period – 3rd Quarter 1397

Ministry	Projects	Achievement During the Reporting Period						
		No. of contracts Completed	Road (km)	Structures (linear meter)	Bridge (linear meter)	Total linear meter (Structure+Bridge)	Labor Days	Contract Cost (\$)
MRRD	ARAP-MRRD-WB	5	33	2,565	114	2,679	42,741	2,682,265
	NRAP - MRRD - MOF	49	256	36,052	249	36,301	349,412	18,789,363
	NRAP-MRRD-JF	1			30	30	13,203	534,651
	NRAP-MRRD-CARD-F	1	4	1,968		1,968	5,520	439,301
Total		56	293	40,585	393	40,978	410,876	22,445,580

B.2 CONTRACTS AT DIFFERENT STAGES OF IMPLEMENTATION

Ministry	Projects	No. of Contracts as per P.P	Development			Procurement			Delivery		
			Completed	Ongoing	Planned	Completed	Ongoing	Planned	Completed	Ongoing	Terminated
MRRD	MOF	-	641			505			408	73	1
	Japan Fund	9	53			53			53	-	-
	ARAP	402	494			404			377	15	1
Total		411	1,191	-	-	962	-	-	838	88	2

B3. CONTRACT COMPLETED FROM INCEPTION TO END OF 3rd QUARTER 1397

Ministry	Projects	Works Budget In Million (\$)	Physical Target (km)	Completed Contracts						
				No. of Contracts completed	Road (km)	Structures (linear meter)	Bridge (linear meter)	Total linear meter (Structure+Bridge)	Labor Days	Contract Cost (\$)
NRAP-MRRD	ARAP	80.5	1,300	376	1,392	69,218	2,126	71,344	1,870,431	80,345,030
	MOF	14.7	144	408	1,345	180,620	2,013	182,633	1,786,403	112,175,829
	Japan Fund	3.1	30	53	218	22,718	637	23,354	271,756	19,004,251
	CARDF			3	13	6,777			22,365	2,115,452
Total		76	1,474	840	2,969	279,334	4,776	277,332	3,950,955	213,640,562

B.4 CONTRACTS ONGOING DURING 3rd QUARTER 1397

Ongoing Contracts							
Project	No. of Contracts	Road (km)	Structures (linear meter)	Bridge (linear meter)	Total linear meter (Structure+Bridge)	Labor Days	Contract Cost (\$)
ARAP	22	110	27,067	372	53,616	61,336	18,057,260
MOF	73	357	69,252	1,443	70,695	330,427	50,631,157
Total	95	467	96,319	1,815	124,311	391,763	68,688,417

B.5 DONOR COMMITMENT FOR COMPLETED PROJECTS

Ministry	Donor	Project	Commitment In Million (\$)	Status of the Project
MRRD	MoF	MoF	111.3	Ongoing
	World Bank	ARAP	150	Ongoing
	Japan	Japan Fund	23.5	Ongoing
	DFID	CARD-F	1.52	Completed
	World Bank	NERAP	91.5	Completed
	APRP	APRP	15	Completed
	AusAID	URAP	11	Completed
	AusAID	RAD-TK	2.87	Completed
	JSDF	LIPWP	2	Completed
	World Bank	LIWP	3.24	Completed
	CNTF	CNTF1	5.29	Completed
	USAID	NEEPRA-US	14.74	Completed
	EC	NEEPEC	10.63	Completed
	JSDF	RAL	19.6	Completed
	PSIB	NEEPRA-PS	15	Completed
	World Bank	NEEP1	2.43	Completed
	World Bank	NEEPRA-WB	14.73	Completed
	World Bank	ILO	1.72	Completed
	World Bank	JPMU	2.29	Completed
	DFID	HARDP	16.25	Completed
	CNTF	CNTF-LB	6	Completed
Total			520.56	

B.6 NRAP OVERALL ACHIEVEMENTS SINCE INCEPTION

Ministry	Projects	Completed Contracts							
		Works Budget in m (\$)	# of Contracts completed	Road (KM)	Structure (RM)	Bridge (RM)	Total RM (Structure+Bridge)	Labor days	Contract Cost (\$)
NRAP-MRRD	HARDP - MRRD - DF	11.50	16	84	24	28	52	-	11,450,312
	NEEP1 - MRRD - WB	2.37	73	291	1,549	-	1,549	419,011	2,377,820
	NEEPEC - MRRD - EC	6.75	26	159	1,793	102	1,895	330,101	6,753,545
	NEEPRA - MRRD - AU	0.48	15	31	303		303	32,177	481,983
	NEEPRA - MRRD - CD	0.20	2	20	4		4	2,382	205,306
	NEEPRA - MRRD - DF	5.77	73	236	8,427	58	8,485	312,147	5,772,777
	NEEPRA - MRRD - PS	3.61	47	183	2,585	137	2,721	240,363	3,613,212
	NEEPRA - MRRD - US	1.51	4	58	636		636	11,604	1,518,132
	NEEPRA - MRRD - WB	8.33	248	708	8,928	117	9,045	1,300,885	9,216,381
	NERAP - MRRD - TF		134	428	11,418	383	11,801	456,860	16,284,263
	NERAP - MRRD - WB		279	920	20,273	1,219	21,492	1,404,919	34,575,218
	NRAP - MRRD - CF	3.99	4	46		162	162	22,642	3,987,479
	NRAP - MRRD - DU	0.70	4	16	319		319	6,415	702,291
	RAD-TK -AU	1.91	16	24	250	45	295	104,935	1,787,114
	NRAP-LB - MRRD - CF	5.02	96	143	3,941		3,941	578,382	5,028,132
	RAL - MRRD - JF	9.42	34	349	9,506	10	9,515	359,800	9,424,976
	APRP-NRAP-MRRD	15.00	29	86	4,104		4,104	482,684	10,957,176
	CARD-F		1	6	1,293		1,293	12,641	1,272,105
	URAP		39	52	496		496	114,455	1,873,091
	Total	76.56	1,140	3,840	75,847	2,260	78,108	6,192,404	127,281,311

B.7 ESM Reflection

Details of ESM activities during the reporting period											
S/no	Activity	Kabul	West	CHL	East	North	South East	South	North East	Badakhs han	Total
1	# of ESM documents prepared	4	3	0	1	0	0	0	0	0	8
2	# of trees planted	0	0	0	0	0	0	0	0	0	0
3	# of people awareness and trained (Male & Female)	90	275	91	48	455	269	97	45	0	1368
4	# of coordination meetings held	14	6	0	3	5	3	1	0	2	34
5	# of GRC established	9 M	0 M	4 M	6 M	4 M	1 M	9 M	0 M	1 M	34 *M
		1 F	0 F	1 F	0 F	0 F	1 F	6 F	0 F	1 F	10 *F
6	# of issues solved	17	1	0	6	2	0	0	0	2	30
7	# of CPM conducted	4	13	0	9	12	3	0	5	0	46
8	# of Social Audits conducted	5	0	0	0	10	0	2	0	0	17
9	Land donated (m2)	5590	0	140	0	9600	0	0	0	0	15330
10	Environmental Monitoring	14	5	9	9	1	2	0	3	21	65

*M (Male GRC)

*FM (Female GRC)

* PM (Periodic Maintenance)

B.8 Financial Status of other Ongoing Projects

B.8.1. Japan Fund Financial Details

Japan Fund						
Component	Budget	Disbursement			Balance	%
		Till previous	This period	To date		
Works	19,750,000	25,559,446		25,559,446	(5,809,446)	129%
Non Works	3,750,000	599,186		599,186	3,150,814	16%
Total	23,500,000	26,158,632	-	26,158,632	(2,658,632)	111%

B.8.2. MoF Financial Details

MoF 430060 in 1397 FY						
Component	Budget	Disbursement			Balance	%
		Till previous	This period	To date		
Works	40,772,202	25,043,914	13,162,574	38,206,488	2,565,714	94%
Non Works	2,153,698	1,738,010	424,370	2,162,380	(8,682)	100%
Total	42,925,900	26,781,924	13,586,944	40,368,868	2,557,032	94%

MoF 430478 in 1397 FY						
Component	Budget	Disbursement			Balance	%
		Till previous report	This period	To date		
Works	4,063,506	2,533,020	1,302,088	3,835,108	228,398	94%
Total	4,063,506	2,533,020	1,302,088	3,835,108	228,398	94%

MoF 430479 in 1397 FY						
Component	Budget	Disbursement			Balance	%
		Till previous report	This period	To date		
Works	1,571,027	939,518	574,351	1,513,870	57,157	96%
Total	1,571,027	939,518	574,351	1,513,870	57,157	96%