





Islamic Republic of Afghanistan
Ministry of Finance
Ministry of Public Works
Ministry of Rural Rehabilitation
& Development



**National Rural Access
Program
(NRAP)**



construction of 13.083 km asphalt road in Bagram District of Parwan Province by NRAP.MoPW



construction of 17.65 km road in Qala Naw District of Badghis Province by NRAP.MRRD

Note:

NRAP got high capacity to deliver quality and high standard roads while insecurity remains robust threat for implementation.

4th Quarter Report 1396

(21 December, 2017 – 20 March, 2018)

Prepared by:

Besmillah Besmil/Daryosh Tabesh

<i>Contact Information</i>	
<i>Program Title</i>	National Rural Access Program (NRAP)
<i>Start Date</i>	2002
<i>Donor</i>	World Bank, USAID, GOI, DFID, JSDF, CIDA, AUSAID, EC, Holland, CNTF, PSIB and GoA
<i>Executive Ministries</i>	Ministry of Public Works and Ministry of Rural Rehabilitation & Development
<i>Geographic Coverage</i>	All 34 Provinces of Afghanistan

Mission and strategic Goals

Mission: To Enhance Human Security and Promote Equitable Economic Growth by ensuring year round Access to Basic Services and Facilities in Rural Afghanistan.

Strategic Goals

- To rehabilitate quality rural road infrastructures that will provide year round access to the remote village to basic services, such as markets, health care center and schools.
- Provide increased employment opportunities through using labor-based methods and a private sector-led approach for all works.
- Enhance the capacity of communities and private sector to manage, deliver and maintain public transportation facilities through on-the-job capacity development.



Table of Contents

ABBREVIATIONS AND ACRONYMS:	d
EXECUTIVE SUMMARY	1
1) COMPONENT (A) SECONDARY ROADS-MOPW	1
2) COMPONENT (B) TERTIARY ROADS-MRRD	1
3) COMPONENT (C) PROGRAM PLANNING & DEVELOPMENT, INSTITUTIONAL STRENGTHENING, AND PROGRAM COORDINATION SUPPORT	1
AFGHANISTAN RURAL ACCESS PROJECT (ARAP).....	3
I. PHYSICAL PROGRESS	3
1. COMPONENT (A) DISTRICT ROADS	3
2. COMPONENT (B) VILLAGE ROADS	5
3. COMPONENT (C) PROGRAM PLANNING & DEVELOPMENT, INSTITUTIONAL STRENGTHENING, AND PROGRAM COORDINATION SUPPORT	7
II. FINANCIAL PROGRESS	8
OTHER ONGOING PROJECTS UNDER (NRAP).....	10
1. NRAP-MoF	10
2. JAPAN-FUND	10
3. JICA & GOA Fund	10
CHALLENGES AND OBSTACLE	11
1. SECURITY	11
2. WEATHER	11
ANNEXES (A) MoPW.....	i
ANNEX (B) MRRD:	vi

Abbreviations and Acronyms:

APRP	Afghanistan Peace and Reintegration Project
ARAP	Afghanistan Rural Access Project
ARTF	Afghanistan Reconstruction Trust Fund
AUSAID	Australian Agency for International Development
CARD-F	Comprehensive Agriculture and Rural Development Facility
CHL	Central Highlands
CIDA	Canadian International Development Agency
DLP	Defect Liability Period
EM	Emergency Maintenance
ESM	Environmental and Social Monitoring
ESMF	Environmental and Social Safeguard Framework
FA	Financial Audit
GOI	Government of India
GOV	Government
GRC	Grievance Redress Committees
IDA	International Development Association
JF	Japan Fund
JICA	Japan International Cooperation Agency
Km	Kilometer
M	Meter
MIS	Management Information System
MoF	Ministry of Finance
MoPW	Ministry of Public Works
MRRD	Ministry of Rural Rehabilitation and Development
NCU	National Coordination Unit
NEEP	National Emergency Employment Program
NEEPRA	National Emergency Employment program for Rural Access
NERAP	National Emergency Rural Access Project
NPP	National Priority Program
NRAP	National Rural Access Project
PAP	Project Affected Person/People
PDO	Project Development Objectives
PIU	Program Implementation Unit
PRI	Project Result Indicators
QA/QC	Quality Assurance & Quality Control
RCC	Reinforced Cement Concrete
RM	Running Meter
SCM	Steering Committee Meeting
SIDA	Swedish International Development Cooperation Agency
SMM	Senior Management Meeting
SMT	Senior Management Team
TA	Technical Audit
URAP	Uruzgan Rural Access Project
USAID	United States Agency for International Development
WB	World Bank

EXECUTIVE SUMMARY

This summary consolidates the overall progress made toward performance indicators of the projects including ARAP during 4th quarter of 1396. The highlights include the achievements of components A, B and C of the ARAP project while briefly indicated the overall progress of other projects under NRAP during reporting period. The detailed data provided in annexes (A) & (B).

- 1) COMPONENT (A) SECONDARY ROADS-MoPW:** This component is executed by MoPW and covers improvement and maintenance of the secondary (District) roads. The cumulative physical achievement since inception (2012) of the project to the end of 4th quarter of 1396 is construction of 539 Km gravel surface road, 241.9 Km asphalt surface roads, 1,416.1 Running meter bridges, 127,446.20 Linear meters associated drainage structures and generated 3,012,117.45 labor days. While 16.17 Km gravel surface and 12 Km asphalt, surface road constructed during the reporting period.
- 2) COMPONENT (B) TERTIARY ROADS-MRRD:** This component executed by MRRD and covers improvement and maintenance of the tertiary (village) roads. The cumulative physical achievement since inception; 2012 of the project to the end of 4th quarter of 1396 is construction of 1,401 km of village roads, 2,108 Running meter bridge (includes 470 Rm bridges under B1), 64,769.47 linear meters associated drainage structures as well as generated 1,813,782 labor days. Whereas indicative achievement of 2 km road, 121 Running meter bridges construction and generated 29,534 labor days reported during the reporting period.
- 3) COMPONENT (C) PROGRAM PLANNING & DEVELOPMENT, INSTITUTIONAL STRENGTHENING, AND PROGRAM COORDINATION SUPPORT:** This component is jointly executed by MoPW and MRRD for various activities which will be undertaken by each individual, while ensuring close coordination with each other, facilitated by the National Coordination Unit (NCU).
 1. Gap Analysis in national road network including district road, conducted. New version of road network database has released and data collection of road network planning is ongoing and completed in 25 provinces, 70% of national highways.
 2. Since inception of the project different types of short, long term and on the job trainings has provided to individuals, meeting the preset selection criteria. Both domestic and international trainings provided to program staff in different fields such as, CCNA, MSCD, Project Management and Academic English courses to civil servant, while required on job trainings have provided to internship students and fresh graduate engineers indoor. Moreover, it is worthy to report that constructions of all eight NRAP buildings are completed.
 3. Beside regular data flow to program stakeholders through NRAP website, newsletter, media report; steering committee meetings, monthly coordination meeting, technical coordination meeting as well as ad hoc Senior Management Meeting conducted for project strategic implementation and oversights.

ARAP Project Physical Progress Status As of March 21, 2018

Intermediate Result Indicator	Unit	PRI	5th Year Indicator	Achievements	Progress as per PRI (%)	Progresses per 5th year indicator (%)	Variance + -%
Financial management system in MRRD and MPW developed and functional	%	100	100	100.00		100.00	0.00
Cost estimation system developed and fully functional	%	100	100	100.00		100.00	0.00
Design Standards developed and adopted	%	100	100	90.00		90.00	-10.00%
Improved network Management System in Place	%	100	100	100.00		100.00	0.00
Complete Road Inventory (100% of roads under central government mandates, Including major highways, secondary roads and tertiary roads under NRAP sponsorship)	%	100	100	70.00		70.00	-30.00%
Roads constructed, Rural	Km	2670	2550	2181.90	81.72	85.56	-14.44%
Km of gravel surfaced secondary roads rehabilitated	Km	1000	1000	539.00	53.90	53.90	The performance has been expedited to achieve the set indicators
Km of asphalt surfaced secondary roads rehabilitated	Km	250	250	241.90	96.76	96.76	The Indicative progress is more then set target
Construction of bridges on secondary roads	Meter	1000	1000	1416.10	141.61	141.61	41.61% ahead
Km of secondary roads under routine and periodic maintenance scheme	Km	1870	1000	4651.00	248.72	465.10	365.1 % ahead
Km tertiary roads rehabilitated	Km	1420	1300	1401.00	98.66	107.77	7.77 % ahead
Construction of bridges on tertiary roads	Meter	1800	1600	1638.00	91.00	102.38	2.38 % ahead
Km of tertiary roads under routine and periodic maintenance scheme	Km	3750	2000	4527.00	120.72	226.35	126.35% ahead
Job opportunities created via the intervention	Million Labor days	11.92	-	7.30	61.24	-	-38.76%
Number of People trained or retrained	# people annually	-	833	435.00		52.22	-47.78%
Female: Number of people trained or retrained (20% of total number of people)	# Female annually	-	167	43.00		25.75	-74.25%

PRI: Project Result Indicator

AFGHANISTAN RURAL ACCESS PROJECT (ARAP)

I. PHYSICAL PROGRESS

1. COMPONENT (A) DISTRICT ROADS

Subcomponent A1, A2 & A3: By completion of this report as fourth quarter of 1396, total 114 contracts were completed which resulted in rehabilitation of 539 Km gravel surface and 241.9 asphalt surface road, as well as construction of 1,416.1 running meter bridges. However, total 18 contracts for rehabilitation of total 186.38 km road (150.93 Km gravel roads, 35.45 Km asphalt road), construction of 64 running meters' bridge and 12,707 linear meter associate drainage structures are positively in progress.

Bellow table indicates the details progress since inception and during the reporting quarter.

Activities	Surveyed			Designed			Awarded			Completed		
	Previous	This Quarter	Total	Previous	This Quarter	Total	Previous	This Quarter	Total	Previous	This Quarter	Total
Rehabilitation of secondary Road (1000 KM) gravel	1037.71	0	1037.71	1037.71	0	1037.71	720.24	0	720.24	522.83	16.17	539
Construction Bridge (1000 RM) over secondary road	1,480	0	1,480	1,480	0	1,480	1,480.1	0	1,480.1	1,416.1	0	1,416.1
Upgrading of 250Km secondary road to asphalt surface	400.10	0	400.10	400.10	0	400.10	299.48	0	299.48	229.9	12	241.9

Subcomponent A4: This subcomponent allocated for maintenance of secondary road. Since inception of the project to the end of 4th quarter of 1396, the periodic maintenance efforts have applied to 521.48 Km road and 34 emergency maintenance contracts have completed. Likewise, 377 contracts with total length of 4,129.62 km road has already completed under routine maintenance.

Moreover, nine post disaster sub-projects with total cost of 2,485,508.35\$ and generation of 263,671.01labor days are successfully completed since inception of the project under subcomponent A4.

Labor Days Generated

Descriptions	Since Inception	This Quarter
Labor days generated	3,012,117.45	47,182.78

Subcomponent A5: ESM report for 4th Quarter of 1396, 6 ESM Plans were prepared for 6 Subprojects, 2,317 beneficiaries (1,441 male and 876 female) were trained/consulted, 94 community consultations meetings (70 with male and 24 with female) held at different stages of the project. Moreover, 2,847.5 m2 of lands have donated via communities. Likewise, 69 subprojects have visited during the reporting period. Twelve different issues, such as air pollution, hiring more community laborers by contractor, design and land donation asserted by communities where most of the issues solved through consultation with contractors alongside providing technical information to communities.



Conducting Program Steering Committee Meeting



Construction work progress of 7.2km Asphalt Road in Faryab Province by NRAP.MoPW

2. COMPONENT (B) VILLAGE ROADS

Subcomponent B1 & B2: These sub-components of ARAP has partially completed. Total 1,401 Km of roads, 2,108 running meter of bridge, 64,769-associated drainage structures have constructed and 1,813,782 labor days generated since inception of the project. However, ten contracts that resulted in rehabilitation of 17 km of roads, 2,913 linear meters associated drainage structures completed during reporting period and generated 29,534 labor days. Moreover, seven contracts to construct 58 Km of roads and 80 running meters of bridge is ongoing.

Bellow table indicates the details progress since inception and during the reporting quarter.

Activities	Surveyed			Designed			Awarded			Completed		
	Previous	This Quarter	Total	Previous	This Quarter	Total	Previous	This Quarter	Total	Previous	This Quarter	Total
Rehabilitation of tertiary Road (1300 KM) gravel	1696	0	1696	1,683	0	1,683	1,500	0	1,500	1,399	2*	1,401
Construction Bridge (1600 RM) over secondary road	3,271	0	3,271	2,714	0	2,714	2,451	0	2,451	1,987	121*	2108**

* 2Km road along with 121 Running meters of bridge, indicatively achieved during the reporting period.

**470 meter completed under B1.

Subcomponent B3: This subcomponent is maintenance centric and entails emergency, routine and periodic maintenance of ARAP constructed village roads.

Emergency Maintenance: Under this sub-component, emergency repairing of flood affected roads and road structures executed. These type of works usually contracted with communities and implemented through them. Sixty-six emergency contracts have signed for maintenance of infrastructures as well as clearing of road surfaces due to flood and landslides under this subcomponent since inception of the project.

Snow Cleaning: As of 4th quarter of 1396, almost 758 km of tertiary roads has been unblocked under this subcomponent in all of over the country. NRAP/MRRD take immediate action with a specific plan for cleaning the affected tertiary roads.

Routine Maintenance: This subcomponent incorporate routine maintenance of the program constructed village roads. So far, 3,550 km of road is under routine maintenance through 248 contracts in ARAP project.

Periodic Maintenance: Periodic maintenance constitutes part of the Component B3. Insofar, 21 contracts include 977 km road have been completed. Moreover, 46 completed contracts include 356 km road and 6 ongoing contracts include 75 km road is reported under MoF project.

Labor Days Generated

Descriptions	Since Inception	This Quarter
Labor days generated	4,302,357	59,950

Subcomponent B4: During the 4th quarter of 1396, total 5 ESMP were prepared, 1,104 people were trained, 44 coordination meetings have been held, 32 GRC (16 M, 16 FM) have been established and 4,570 number of trees have been planted. Likewise, 34 Community Participatory Monitoring and 12 social audit have conducted, 19 social issues such as land acquisition have solved and 56 environmental monitoring have conducted. The communities have donated finally yet importantly 10,752 m² of lands during the reporting period.



Singing Contracts of 6 construction projects worth 600 m AFN by NRAP.MRRD



Work initiation of 6.5 km road in Dand District of Kandahar Province by NRAP.MRRD

3 COMPONENT (C) PROGRAM PLANNING & DEVELOPMENT, INSTITUTIONAL STRENGTHENING, AND PROGRAM COORDINATION SUPPORT

The overall objective of this component is institutional strengthening, project management and program development, segregated into three subcomponents of C1, and C2 and C3. The subcomponents articulated as bellow:

Subcomponent C1 (Rural Roads Network Planning and Management System): During this quarter, a joint technical meeting of both PIUs held to evaluate the technical aspects of the Network Planning and Management System.

Moreover, NRAP/MoPW has the responsibility of data collection for primary and secondary road network. The data collection has been successfully completed in 14381 Km in which 70% of national highways, 25 provinces completed (Balkh, Jawzjan, Samangan, Sar-e-Pul, Baghlan, Faryab, Kabul, Nimroz, Wardak, Parwan, Panjsher, Kapisa, Bamyān, Daykundi, Khost, Paktya, logar, Kunduz, Takhar, Nangarhar, Kunar, Laghman, Herat, Ghor and Badghis) and also social surveys conducted in 10431 villages as end of 4th quarter of 1396. Moreover, data collection is positively in progress in three provinces (Kandahar, Helmand and Zabul).

Subcomponent C2 (Institutional Strengthening and Capacity Building): Throughout the reporting period different types of short-term trainings are provide for NRAP staff inside and outside the country. Following is some of in progress trainings for NRAP staff during 4th quarter of 1396:

- Master degree programs for NRAP staff are under process.
- Post- Graduation course for NRAP staff under process.
- Winter workshop and trainings conducted for NRAP-MRRD regional staff

Furthermore, as one of the activities under this subcomponent is construction of functional office and laboratory buildings in the eighth regional offices and improving the program library, so construction works of all 8 NRAP meeting is completed since inception of the project.

Total internship and fresh graduate training Conducted during 1396

Descriptions	Year 1396	This Quarter
Male Trained	392	23
Female Trained	43	7
Total Training	435	30

Subcomponent C3 (Program Coordination Support): Regular data flow to the program stakeholders through NRAP website, publishing monthly newsletter, media reporting, steering committee meetings, monthly coordination meeting, technical coordination meeting as well as ad hoc Senior Management Meeting for the project preparation and other related issues are commencing under this subcomponent.

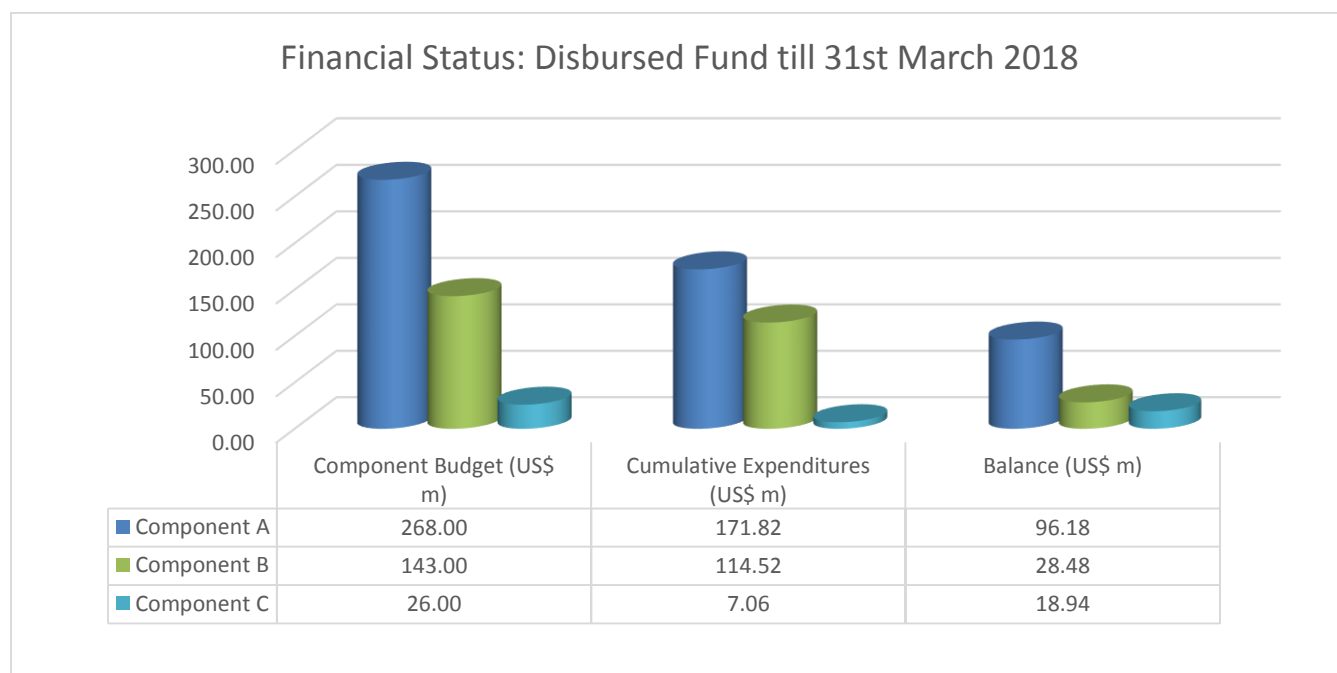
Following is some completed activities under this subcomponent during the reporting period:

- Printing, publishing and distribution of monthly newsletter
- Timely media reporting
- Printing, publishing and distribution of desk calendar, wall calendar and dairy of 1397
- Two monthly coordination meeting, conducted.
- Two technical coordination meeting, conducted with MSI and the program technical team.
- Steering Committee Meeting, conducted.
- Senior Management Team Meeting, conducted.
- One of monitoring and evaluation meetings conducted for follow up survey dissemination workshop.
- Couple of PR and Media supportive meeting, conducted with MoPW Media section.
- Concept for new provincial connectivity program, drafted and developed

II. FINANCIAL PROGRESS

Component wise cumulative and Quarterly Financial Progress till 31 st March 2018				
Components	Total Project Budget (US\$ m)	Expenditures for this Quarter (US\$ m)	Cumulative Expenditures (US\$ m)	Balance(US\$ m)
Sub-total of Component A	268.00	0.07	171.82	96.18
Sub-total of Component B	143.00	0.68	114.52	28.48
Sub-total of Component C	26.00	0.02	7.06	18.94**
Grand Total	437.00	0.77	293.40	143.60

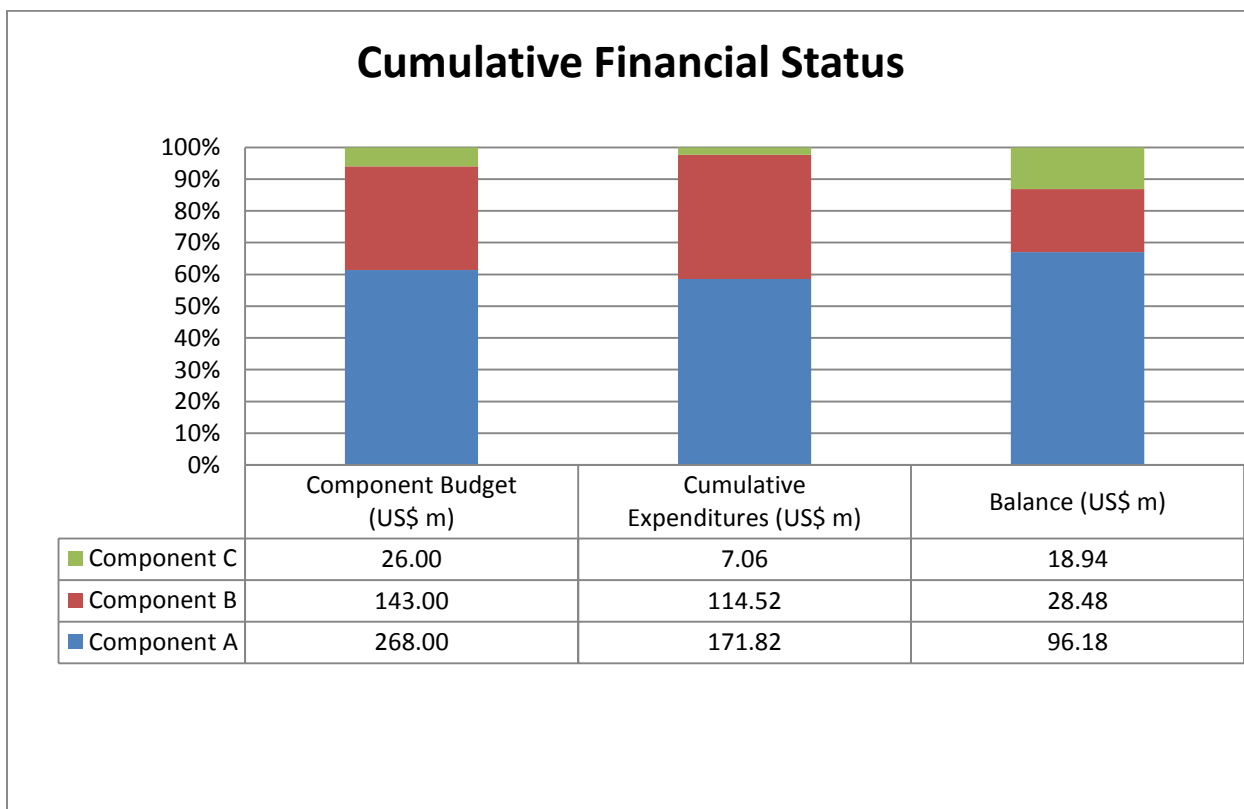
** US\$3m SDR loss include



Financial Vs. Physical Progress of Major Activities of Component A					
Component Major Activities	Allocated Budget (US\$)	Disbursement Amount (US\$)	Financial Progress %	Physical Progress as per 5th year indicator (%)	Balance (US\$)
Gravel Surfacing	110440000	58075976.41	52.59	53.90	52364023.59
Asphalt Surfacing	76590000	50548593.58	66.00	96.76	26041406.42
Bridge construction	15470000	12482895.62	80.69	141.61	2987104.38
Road maintenance	21000000	14197764.27	67.61	465.10	6802235.73
Implementation support	44500000	36515396.80	82.06	-	7984603.205

Financial Vs. Physical Progress of Major Activities of Component B					
Component Major Activities	Allocated Budget (US\$)	Disbursement Amount (US\$)	Financial Progress %	Physical Progress as per 5th year indicator (%)	Balance (US\$)
Gravel Surfacing	70500000	62444252.65	88.57	107.77	8055747.35
Bridge construction	13000000	9355901.22	71.97	102.38	3644098.78
Road maintenance	25500000	14504115.28	56.88	226.35	10995884.72
Implementation support	34000000	28211440.23	82.97	-	5788559.77

Component Wise Fund Commitment Status			
Components	Component Budget (US\$ m)	Disbursed Budget (US\$ m)	Committed (US\$ m)
Component A	268.00	171.82	96.18
Component B	143.00	114.52	28.48
Component C	26.00	7.06	18.94
Grand Total	437.00	293.40	143.60



OTHER ONGOING PROJECTS UNDER (NRAP)

1. NRAP-MoF

This project has, funded from the discretionary fund of the Islamic Republic of Afghanistan by the Ministry of Finance to construct 580 km of road and 850 meters of bridge through total cumulative budget of USD 78.3 million in different years.

NRAP/MRRD has succeeded to complete 287 contracts under this project and achieved construction of 836 km of roads, 1,169 running meters of bridge and it has generated 1,101,027 labor days since inception of the project.

2. JAPAN-FUND

This project has, funded by Japan with total budget of USD 23.5 million for delivering 190 km of road (Asphalt and Gravel) and 586 meter of bridges in 34 provinces of Afghanistan.

NRAP/MRRD has succeeded to complete 52 contracts under this project and achieved construction of 205 km of roads, 637 running meters of bridges and it has generated 257,735 labor days since inception of the project.

3. JICA & GOA Fund

This project has funded by JICA & GOV and the executing implementer is NRAP-MoPW. The cumulative budget of this project is almost US\$ 133.1M in different years starting in SY1390 for delivering 351.06 Km of roads and 1,381 Running meters of bridges in different provinces of Afghanistan. The design and procurement of this project has, completed.

Moreover, 56 contracts have, completed through which 339.41 Km roads, 1,533.00 Rm bridges have, constructed and 1,904,741.14 number of labor days are generated as of 4th quarter of 1396.

CHALLENGES AND OBSTACLE

1. SECURITY

Insecurity remained a serious challenge to the projects. The dead slow progress, additional security measures involvement particularly in volatile areas and unregulated oversights to specific sites, negatively impacted the pace, cost and workmanship of some contracts.

Particular measure has, taken in this regard. Third party and community monitoring process is in place for ongoing subproject however, the concern still exists for upcoming new contracts.

2. WEATHER

Even though a weather matrix planning has, developed to maintain the correct implementation period and for the purpose, the entire country, divided into three zones by three different construction seasons, but the accidental flooding and snowfall in the country sometime disconnects the construction process and affect the progress.

ANNEXES (A) MoPW

Annex-I Achievements During Reporting Period- 4th Quarter of 1396

Program-Ministry	Activity	Contracts Completed during Reporting Period						
		No. of Contracts	Road (KM)	Bridge (RM)	Structure (M)	Structure Bridge	Labor Days	Contract Cost \$
NRAP-MPW	ARAP IDA+ARTF	2.00	28.17	0.00	41.00	41.00	47,182.78	3,145,518.65
	ARAP JICA/GOA	2.00	36.86	32.00	0.00	0.00	134,959.79	8,997,319.22
	ARAP PM	0.00	0.00	0.00	0.00	0.00	0.00	0.00
	ARAP EM	0.00	0.00	0.00	0.00	0.00	0.00	0.00
	ARAP PD	0.00	0.00	0.00	0.00	0.00	0.00	0.00
	ARAP RM	0.00	0.00	0.00	0.00	0.00	0.00	0.00
Total		4.00	65.03	32.00	41.00	41.00	182,142.57	12,142,837.87

Annex -II Contracts at Different Stages of Implementation

Program-Ministry	Projects	Total no. of Contracts	Development			Procurement			Delivery		
			Completed	Ongoing	Planned	Completed	Ongoing	Planned	Completed	Ongoing	Cancelled/ Terminated
NRAP-MPW	LIWP-WB	312.00	312.00	-	-	312.00	-	-	300.00	-	-
	NEEP1-WB	217.00	217.00	-	-	217.00	-	-	209.00	-	-
	NEEPRA-WB	100.00	100.00	-	-	96.00	-	-	100.00	-	-
	NRAP-WB+DF	46.00	46.00	-	-	46.00	-	-	42.00	-	-
	NERAP-IDA+ARTF	140.00	140.00	-	-	140.00	-	-	137.00	-	-
	ARAP-IDA+ARTF	137.00	137.00	-	-	137.00	-	-	114.00	18.00	5.00
	ARAP-JICA/GOA	93.00	93.00	-	-	93.00	-	-	59.00	34.00	-
	ARAP-PM	17.00	17.00	-	-	17.00	-	-	17.00	-	-
	ARAP-RM-1, RM-2, RM-3 & RM4	377.00	377.00	-	-	377.00	-	-	372.00	-	5.00
	ARAP-EMR	34.00	34.00	-	-	34.00	-	-	34.00	-	-
	ARAP-PD	9.00	9.00	-	-	9.00	-	-	9.00	-	-
Total		1,482.00	1,482.00	-	-	1,478.00	-	-	1,393.00	52.00	10.00

Annex-III Contracts Completed as of end of 4th Quarter 1396

Program-Ministry	Activity	Contracts Completed as of this Period						
		No. of Contracts	Road(KM)	Bridge(RM)	Structure(M)	Structure Bridge	Labor Days	Contract Cost \$
NRAP-MPW	ARAP IDA+ARTF	114.00	781.73	1,416.10	127,446.20	128,862.30	2,135,286.47	134,860,198.36
	ARAP JICA/GOA	58.00	339.41	1,533.00	2,000.00	3,533.00	1,904,741.14	120,299,440.14
	ARAP PM	17.00	521.48	0.00	0.00	0.00	123,771.10	7,817,122.29
	ARAP-RM,RM2,RM3	377.00	4,129.62	0.00	0.00	0.00	81,504.96	5,147,681.95
	ARAP- PD	9.00	0.00	0.00	0.00	0.00	39,353.88	2,485,508.35
	ARAP EMR	34.00	0.00	0.00	0.00	0.00	21,523.79	1,359,397.27
Total		609.00	5,772.24	2,949.10	129,446.20	132,395.30	4,306,181.35	271,969,348.36

Annex- IV NRAP ongoing Projects during 4th Quarter 1396

Program-Ministry	Projects	Contracts Ongoing as of This Quarter						
		No. of Contracts	Road (KM)	Bridge (RM)	Structure(RM)	Structure Bridge	Labor Days	Contract Cost \$
ARAP-MPW	ARAP- IDA+ARTF	18.00	186.38	64.00	12,707.00	12,771.00	610,677.23	38,569,088.44
	ARAP JICA/GOA	34.00	226.74	653.00	-	-	1,399,070.30	88,362,334.68
	ARAP-PM	-	-	-	-	-	-	-
	ARAP-RM,RM2,RM3	-	-	-	-	-	-	-
	ARAP- PD	-	-	-	-	-	-	-
	ARAP-EMR	-	-	-	-	-	-	-
Total		52.00	413.12	717.00	12,707.00	12,771.00	2,009,747.53	126,931,423.12

Annex-V NRAP MOPW Achievements since inception to the end of 4th Quarter 1396

Program-Ministry	Projects	NRAP-MPW Overall Program Achievement Since Inception						
		No. of Contracts	Road Km	Bridge RM	Structures RM	Structure Bridge	Labor Days	Contract Cost \$
NRAP - MPW	LIWP-WB	312.00	3,897.96	3,436.50	24.00	3,460.50	3,403,984.00	12,223,000.00
	NEEP1-WB	217.00	2,200.90	644.50	22.20	666.70	2,591,107.00	10,714,000.00
	NEEPRA-WB	100.00	809.00	23,637.64	522.25	24,159.89	1,428,678.00	22,045,320.41
	NRAP-WB+DF	46.00	242.07	10,024.30	719.02	10,743.32	1,190,246.00	21,326,190.00
	NERAP-IDA+ARTF	137.00	1,122.88	54,777.10	1,521.50	56,298.60	1,753,698.18	140,600,000.00
	ARAP-IDA+ARTF	114.00	781.73	1,270.10	127,446.20	128,862.30	2,135,286.47	134,860,198.36
	ARAP-JICA/GOA	58.00	339.41	1,533.00	2,000.00	3,533.00	1,904,741.14	120,299,440.14
	ARAP-PM	17.00	521.48	-	-	-	123,771.10	7,817,122.29
	ARAP-RM (1,2,3)	377.00	4,129.62	-	-	-	81,504.96	5,147,681.95
	ARAP- PD	9.00	-	-	-	-	39,353.88	2,485,508.35
	ARAP-EMR	34.00	-	-	-	-	21,523.79	1,359,397.27
	Overall Achievement		1,421.00	14,045.05	95,323.14	132,255.17	227,724.31	14,673,894.53

Annex VI- NRAP Donor Commitment

Program- Ministry	Donor	Projects	Commitment (USD)	Disbursement (USD)	Projects Status	
NRAP - MPW	WB	LIWP	12,223,000.00	12,223,000.00	Completed	
	WB	NEEP1	10,846,150.00	10,714,000.00	Completed	
	WB	NEEPRA	21,755,279.00	22,045,320.41	Completed	
	DFID	NRAP	21,326,190.00	21,326,190.00	Completed	
	CIDA	NRAP	1,000,000.00	1,000,000.00	Completed	
	SIDA	NRAP	521,385.60	521,385.60	Completed	
	GOI	NERAP	3,021,074.21	3,021,074.21	Completed	
	IDA+ARTF	NERAP	140,600,000.00	140,600,000.00	Completed	
	IDA+ARTF	ARAP	ARAP Road Bridge	134,860,198.36	121,965,858.38	Completed
			ARAP JICA/GOA	120,299,440.14	61,863,589.06	Completed
			ARAP RM	5,147,681.95	4,890,297.85	Completed
			ARAP PM	7,817,122.29	7,040,397.33	Completed
			ARAP EM	1,359,397.27	1,333,448.35	Completed
			ARAP PD	2,485,508.35	2,101,236.43	Completed
			ARAP Road Bridge	38,569,088.44	5,771,161.65	Ongoing
			ARAP JICA/GOA	88,362,334.68	9,231,168.09	Ongoing
			ARAP RM	-	-	Ongoing
			ARAP PM	-	-	Ongoing
	ARAP EM	-	-	Ongoing		
ARAP PD	-	-	Ongoing			
Total			610,193,850.29	425,648,127.36		

Annex VII. ESM Reflection

S/No	Activity	Central	West	CHL	East	North	South East	South	North East	Badakhshan	Total
1	# of ESM Plans Prepared	0	0	0	0	2	0	3	1	0	6
2	# of Male Consultation Meetings Held	9	6	0	6	10	17	10	7	5	70
3	# of Female Consultation Meetings Held	1	10	1	0	8	1	0	3	0	24
4	# of Male trained/consulted/Awarded	212	60	0	203	232	120	160	405	49	1441
5	# of Female trained/consulted/Awarded	10	205	8	0	301	103	0	249	0	876
6	# of Male Grievance Redress Committee (GRC) Established	0	0	0	1	2	5	7	4	0	19
7	# of Female Grievance Redress Committee (GRC) Established	0	3	0	0	3	0	0	0	0	6
8	# of PAFs	0	0	0	0	0	0	0	69	0	69
9	# of Male PAPs	0	0	0	0	0	0	0	200	0	200
10	# of Female PAPs	0	0	0	0	0	0	0	283	0	283
11	Land donated (m2) by people	0	0	0	0	0	0	0	2847.5	0	2847.5
12	# of Trees Going to be Cut	0	0	0	0	0	0	0	985	0	985
13	# of Trees Going to be Planted	7669	0	0	0	1000	0	80	0	0	8749
14	# of Beneficiaries	0	368000	0	0	82240	614000	570000	68000	25000	1,742,816
15	# of Stripe Plan Prepared	0	0	0	0	0	0	0	0	0	0
16	# of Abbreviated RAP Prepared	0	0	0	0	0	0	0	0	0	0
17	# of Projects Monitored/Visited	10	10	1	6	7	25	7	3	0	69
18	# of Issues Solved	5	1	0	1	5	0	0	0	0	12

ANNEX (B) MRRD:

B.1 ACHIEVEMENTS DURING THE REPORTING PERIOD – 4th QUARTER 1396

Ministry	Projects	Achievement during Reporting Period						
		No. of contracts Completed	Road (KM)	Structures (RM)	Bridge (RM)	Total RM (Structure Bridge)	Labor days	Contract Cost (\$)
MRRD	ARAP-ADD-MRRD-WB	1	3	916		916	2,080	499,785
	ARAP-MRRD-WB	1	4	1,679		1,679	5,788	473,608
	ARAP-PARENT-MRRD-WB	8	10	318		318	21,666	446,308
	NRAP - MRRD - MOF	40	136	19,859	263		139,201	10,250,316
	NRAP-MRRD-JF	1			99	99	7,815	433,160
Total		51	153	22,772	362	3,012	176,550	12,103,177

B.2 CONTRACTS AT DIFFERENT STAGES OF IMPLEMENTATION

Ministry	Project s	Total no. of Contracts as per P.P	Development Stage (Survey, Design, Technical Review)			Procurement Stage (Tendering & Contract signed)			Delivery Stage (Supervision, Monitoring, Hand over)		
			Completed	Ongoing	Planned	Completed	Ongoing	Planned	Completed	Ongoing	Terminated
MRRD	MOF	-	620			488			287	198	2
	Japan Fund	9	54			54			52	2	-
	ARAP	402	393			363			350	3	3
	ARAP Additional		26			23			3	16	
	ARAP Parent		20			18			10	6	
Total		411	1,113	-	-	946	-	-	702	225	5

B.3 CONTRACTS COMPLETED DURING 4th QUARTER 1396

Completed Contracts							
Project	No. of Contracts	Road (km)	Structures (linear meter)	Bridge (linear meter)	Total linear meter (Structure Bridge)	Labor Days	Contract Cost (\$)
ARAP Additional	3	3.24	915.8			7228	599033.57
ARAP	350	1,323	63,234	1,935	65,169	1,779,953	75,013,455
ARAP Parent	10	12	620			26,601	552,996
MOF	287	836	103,004	1,169	104,173	1,101,027	67,130,008
Japan Fund	52	205	18,246	637	18,883	257,735	17,162,452
Total	699	2,380	186,020	3,741	188,225	3,172,544	160,457,946

B.4 CONTRACTS ONGOING DURING 4th QUARTER 1396

Ongoing Contracts							
Project	No. of Contracts	Road (km)	Structures (linear meter)	Bridge (linear meter)	Total linear meter (Structure Bridge)	Labor Days	Contract Cost (\$)
ARAP Additional	16	50.76	22119.2	288.5	22,408	16522	9897983.82
ARAP	3	35	3,213	80	3,293	36,379	2,568,174
ARAP Parent	6	55	5,135	148	5,283	11,782	8,205,507
MOF	198	973	148,764	2,300	151,063	567,706	112,325,316
Japan Fund	2	14	4,471	30	4,501	16,865	2,049,166
Total	225	1,128	183,703	2,846	186,549	649,254	135,046,146

B.5 DONOR COMMITMENT FOR COMPLETED PROJECTS

Ministry	Donor	Project	Commitment In Million (\$)	Status of the Project
MRRD	MoF	MoF	91.5	Completed
	World Bank	ARAP	16	Ongoing
	Japan	Japan Fund	15	Completed
	DFID	CARD-F	128	Ongoing
	World Bank	NERAP	1.52	Completed
	APRP	APRP	3.5	Ongoing
	AusAID	URAP	11	Completed
	AusAID	RAD-TK	2.87	Completed
	JSDF	LIPWP	2	Completed
	World Bank	LIWP	3.24	Completed
	CNTF	CNTF1	5.29	Completed
	USAID	NEEPRA-US	14.74	Completed
	EC	NEEPEC	10.63	Completed
	JSDF	RAL	19.6	Completed
	PSIB	NEEPRA-PS	15	Completed
	World Bank	NEEP1	2.43	Completed
	World Bank	NEEPRA-WB	14.73	Completed
	World Bank	ILO	1.72	Completed
	World Bank	JPMU	2.29	Completed
	DFID	HARDP	16.25	Completed
CNTF	CNTF-LB	6	Completed	
Total			383.31	

B.6 NRAP OVERALL ACHIEVEMENTS SINCE INCEPTION

Ministry	Projects	Completed Contracts							
		Works Budget in m (\$)	# of Contracts completed	Road (KM)	Structure (RM)	Bridge (RM)	Total RM (Structure Bridge)	Labor days	Contract Cost (\$)
NRAP-MRRD	HARDP - MRRD - DF	11.50	11,500,000	16	84	24	28	52	-
	NEEP1 - MRRD - WB	2.37	2,370,000	73	291	1,549	-	1,549	419,011
	NEEPEC - MRRD - EC	6.75	6,750,000	26	159	1,793	102	1,895	330,101
	NEEPRA - MRRD - AU	0.48	480,000	15	31	303		303	32,177
	NEEPRA - MRRD - CD	0.20	200,000	2	20	4		4	2,382
	NEEPRA - MRRD - DF	5.77	5,770,000	73	236	8,427	58	8,485	312,147
	NEEPRA - MRRD - PS	3.61	3,610,000	47	183	2,585	137	2,721	240,363
	NEEPRA - MRRD - US	1.51	1,510,000	4	58	636		636	11,604
	NEEPRA - MRRD - WB	8.33	8,330,000	248	708	8,928	117	9,045	1,300,885
	NERAP - MRRD - TF		-	134	428	11,418	383	11,801	456,860
	NERAP - MRRD - WB		-	279	920	20,273	1,219	21,492	1,404,919
	NRAP - MRRD - CF	3.99	3,990,000	4	46		162	162	22,642
	NRAP - MRRD - DU	0.70	700,000	4	16	319		319	6,415
	RAD-TK -AU	1.91	1,910,000	16	24	250	45	295	104,935
	NRAP-LB - MRRD - CF	5.02	5,020,000	96	143	3,941		3,941	578,382
	RAL - MRRD - JF	9.42	9,420,000	34	349	9,506	10	9,515	359,800
	APRP-NRAP-MRRD	15.00	15,000,000	29	86	4,104		4,104	482,684
	CARD-F			1	6	1,293		1,293	12,641
	URAP			39	52	496		496	114,455
Total	76.56		1,140	3,840	75,847	2,260	78,108	6,192,404	

B.7 ESM Reflection

Details of ESM activities during the reporting period											
S/n o	Activity	Kabul	West	CHL	East	North	South East	South	North East	Badakhs han	Total
1	# of ESM documents prepared	3	0	0	0	1	1	0	0	0	5
2	# of trees planted	510	400	100	650	0	0	2560	0	350	4570
3	# of people awareness and trained (Male & Female)	64	280	48	90	470	402	65	0	45	1104
4	# of coordination meetings held	8	13	0	3	8	3	9	0	0	44
5	# of GRC established	2M 2FM	0M 1FM	0M 10F M	3M 0F M	1 M 0 F	3 M 3 F	7 M 0 F	0 M 0 F	0 M 0 F	16M 16FM
6	# of issues solved	8	3	1	6	1	0	0	0	0	19
7	# of CPM conducted	1	12	1	9	6	4	0	0	1	34
8	# of Social Audits conducted	2	0	0	0	0	0	10	0	0	12
9	Land donated (m2)	5390	0	528 7	75	0	0	0	0	0	10752
10	Environmental Monitoring	1	9	3	9	8	2	8	0	16	56

*M (Male GRC)

*FM (Female GRC)

B.8 Financial Status of other Ongoing Projects

B.8.1. Japan Fund Financial Details

Japan Fund						
Component	Budget	Disbursement			Balance	%
		Till previous report	During reporting period	To date		
Works	19,750,000	25,052,585		25,052,585	(5,302,585)	127%
Non Works	3,750,000	599,186		599,186	3,150,814	16%
Total	23,500,000	25,651,770	-	25,651,770	(2,151,770)	109%

B.8.2. MoF Financial Details

MoF in 1396 financial year						
Component	Budget	Disbursement			Balance	%
		Till previous report	During reporting period	To date		
Works	30,000,000	-		-	30,000,000	0%
Non Works	3,000,000	-	284,839	284,839	2,715,161	9%
Total	33,000,000	-	284,839	284,839	32,715,161	1%