



Islamic Republic of Afghanistan


Ministry of Finance

Ministry of Public Works


Ministry of Rural Rehabilitation
& Development



**National Rural Access
Program
(NRAP)**



Workers fully armed with personal protective equipment during Routine Maintenance of Road, Balkh Province, North Region.



Construction of 17 Rm Bridge in Khadar district, Daykundi province.

Note:
The current insecurity threat in the country is not promising for on time completion of the ARAP project.

3rd Quarter Report 1395

(21 September, 2016 – 20 December, 2016)

Prepared by:

Besmillah Besmil/ Daryosh Tabesh

<i>Contact Information</i>	
<i>Program Title</i>	National Rural Access Program (NRAP)
<i>Start Date</i>	2002
<i>Donor</i>	World Bank, USAID, GOI, DFID, JSDF, CIDA, AUSAID, EC, Holland, CNTF, PSIB and GoA
<i>Executive Ministries</i>	Ministry of Public Works and Ministry of Rural Rehabilitation & Development
<i>Geographic Coverage</i>	All 34 Provinces of Afghanistan

Mission and strategic Goals

Mission: To Enhance Human Security and Promote Equitable Economic Growth by ensuring year round Access to Basic Services and Facilities in Rural Afghanistan.

Strategic Goals

- To rehabilitate quality rural road infrastructures that will provide year round access to the remote village to basic services, such as markets, health care center and schools.
- Provide increased employment opportunities through using labor-based methods and a private sector-led approach for all works.
- Enhance the capacity of communities and private sector to manage, deliver and maintain public transportation facilities through on-the-job capacity development.



Table of Contents

ABBREVIATIONS AND ACRONYMS:	d
EXECUTIVE SUMMARY	1
1) COMPONENT (A) SECONDARY ROADS-MOPW	1
2) COMPONENT (B) TERTIARY ROADS-MRRD	1
3) COMPONENT (C) PROGRAM PLANNING & DEVELOPMENT, INSTITUTIONAL STRENGTHENING, AND PROGRAM COORDINATION SUPPORT	1
AFGHANISTAN RURAL ACCESS PROJECT (ARAP).....	3
I. PHYSICAL PROGRESS	3
1. COMPONENT (A) DISTRICT ROADS	3
2. COMPONENT (B) VILLAGE ROADS	5
3. COMPONENT (C) PROGRAM PLANNING & DEVELOPMENT, INSTITUTIONAL STRENGTHENING, AND PROGRAM COORDINATION SUPPORT	7
II. FINANCIAL PROGRESS.....	8
OTHER ONGOING PROJECTS UNDER (NRAP).....	10
1. NRAP-MoF.....	10
2. JAPAN-FUND	10
3. JICA & GOA Fund	10
CHALLENGES AND OBSTACLE	11
1. SECURITY	11
2. WEATHER	11
ANNEXES (A) MoPW.....	i
ANNEX (B) MRRD:	vi

Abbreviations and Acronyms:

APRP	Afghanistan Peace and Reintegration Project
ARAP	Afghanistan Rural Access Project
ARTF	Afghanistan Reconstruction Trust Fund
AUSAID	Australian Agency for International Development
CARD-F	Comprehensive Agriculture and Rural Development Facility
CHL	Central Highlands
CIDA	Canadian International Development Agency
DLP	Defect Liability Period
EM	Emergency Maintenance
ESM	Environmental and Social Monitoring
ESMF	Environmental and Social Safeguard Framework
FA	Financial Audit
GOI	Government of India
GOV	Government
GRC	Grievance Redress Committees
IDA	International Development Association
JF	Japan Fund
JICA	Japan International Cooperation Agency
Km	Kilometer
M	Meter
MIS	Management Information System
MoF	Ministry of Finance
MoPW	Ministry of Public Works
MRRD	Ministry of Rural Rehabilitation and Development
NCU	National Coordination Unit
NEEP	National Emergency Employment Program
NEEPRA	National Emergency Employment program for Rural Access
NERAP	National Emergency Rural Access Project
NPP	National Priority Program
NRAP	National Rural Access Project
PAP	Project Affected Person/People
PDO	Project Development Objectives
PIU	Program Implementation Unit
PRI	Project Result Indicators
QA/QC	Quality Assurance & Quality Control
RCC	Reinforced Cement Concrete
RM	Running Meter
SCM	Steering Committee Meeting
SIDA	Swedish International Development Cooperation Agency
SMM	Senior Management Meeting
SMT	Senior Management Team
TA	Technical Audit
URAP	Uruzgan Rural Access Project
USAID	United States Agency for International Development
WB	World Bank

EXECUTIVE SUMMARY

This summary and report covers the overall progress made during 3rd quarter (21 September, 2016 – 20 December, 2016) of 1395 toward performance indicators of the projects implemented through National Rural Access Program (NRAP) particularly Afghanistan Rural Access Project (ARAP). Below summary include the achievements of components A, B and C of ARAP project, however, the detailed data is provided in annexes (A) & (B) of this report.

- 1) COMPONENT (A) SECONDARY ROADS-MoPW:** This component of ARAP project is executed by MoPW and covers improvement and maintenance of the Major local (District) roads. The cumulative physical achievement since inception ; 2012 to the end of 3rd quarter 1395 is construction of 439.84 Km gravel surface road, 164.06 Km asphalt surface roads, 1,388.10 Running meter bridges and 92,219.20 Linear meters associated drainage structures and generated 1,367,510 labor days. Whereas 93.57 Km gravel road, 22 Km asphalt road, 90 Rm running meters bridges and 17,010 linear meters associated drainage structures constructed during the reporting period.
- 2) COMPONENT (B) TERTIARY ROADS-MRRD:** This component of ARAP project is executed by MRRD and covers improvement and maintenance of the minor local (village) roads. The cumulative physical achievement since inception; 2012 to the end of 3rd quarter 1395 is construction of 1,264 km of village roads, 1,814 Running meter bridge, 56,719 linear meters associated drainage structures as well as generated 1,653,756 labor days. Whereas 66 km road, 330 Running bridges, 3,034 linear meters associated drainage structures constructed during the reporting period.
- 3) COMPONENT (C) PROGRAM PLANNING & DEVELOPMENT, INSTITUTIONAL STRENGTHENING, AND PROGRAM COORDINATION SUPPORT:** This component is jointly executed by MoPW and MRRD for various activities which will be undertaken by each individual, while ensuring close coordination with each other, facilitated by the National Coordination Unit (NCU).
 1. Gap Analysis in national road network including district road has been conducted. New version of road network databased has been released and data collection of road network planning is ongoing and it is completed in 15 provinces and 70% of national highways.
 2. Since inception of the project different types of short, long term and on the job trainings were provided to individuals, meeting the preset selection criteria. Both domestic and international trainings provided to program staff in different fields such as, CCNA, MSCD, Project Management and Academic English courses to civil servant, while required on the job trainings were provided to internship students and fresh graduate engineers indoor. Moreover, as per plan construction of one remaining NRAP building is 100% completed during 3rd quarter of 1395 under this sub component.
 3. Beside regular data flow to program stakeholders through NRAP website, newsletter, media report; Senior Management Meetings for additional fund, monthly coordination meeting, technical coordination meeting as well as ad hoc Senior Management Meeting conducted for project preparation and other related issues. Moreover, recruitment process of hiring one consultant for follow up survey is completed and initial activities such as designing the questionnaires, preparation of sampled subproject list is completed and enumerators hiring process is started.

ARAP Project Physical Progress Status As of December 2016

Intermediate Result Indicator	Unit	PRI	4 th Year Indicator	Achievements	Progress as per PRI (%)	Progresses per 4th year indicator (%)	Variance + -%
Km of gravel surfaced secondary roads rehabilitated	Km	1000	680	439.84	43.98	64.68	Indicative progress is more then set indicators
Km of asphalt surfaced secondary roads rehabilitated	Km	250	240	164.06	65.62	68.36	Indicative progress is more then set indicators
Km of gravel surfaced tertiary roads rehabilitated	Km	1300	1100	1264	97.23	114.91	14.91 % ahead
Construction of bridges on secondary roads	Running Meters	1000	900	1388.1	138.81	154.23	54.23 % ahead
Construction of bridges on tertiary roads	Running Meters	1600	1400	1814	113.38	129.57	29.57 % ahead
Km of secondary roads under routine and periodic maintenance scheme	Km	1000	900	2068.8	206.88	229.87	129.87 % ahead
Km of tertiary roads under routine and periodic maintenance scheme	Km	2000	1800	4072	203.60	226.22	126.22 ahead
Complete Road Inventory	%	0	100	100		100.00	0.00
Improved network Management System in Place	%	0	100	100		100.00	0.00
Design Standards developed and adopted	%	0	100	90		90.00	-10.00
Cost estimation system developed and fully functional	%	0	100	100		100.00	0.00
Financial management system in MRRD and MOPW developed and functional	%	0	100	100		100.00	0.00
Road Sector Organizational study prepared	%		0	Not Applicable			

PRI: Project Result Indicator

AFGHANISTAN RURAL ACCESS PROJECT (ARAP)

I. PHYSICAL PROGRESS

1. COMPONENT (A) DISTRICT ROADS

Subcomponent A1, A2 & A3: By completion of third quarter of 1395, total 97 contracts were completed which resulted in rehabilitation of 439.84 Km gravel surface and 164.06 asphalt surface road, as well as construction of 1,388.10 running meter bridges while total 24 contracts rehabilitation of total 246.32 km road (169.97 Km gravel roads, 76.35 Km asphalt road), construction of 28 running meters bridge and 14,094 linear meter associate drainage structures are positively progressing.

Specifically during the reporting period 93.57 Km gravel road, 22 Km asphalt road, 90 running meter bridge and 17,010 linear meter associate drainage structures have been constructed.

Bellow table indicates the details progress since inception and during the reporting quarter.

Activities	Surveyed			Designed			Awarded			Completed		
	Previous	This Quarter	Total	Previous	This Quarter	Total	Previous	This Quarter	Total	Previous	This Quarter	Total
Rehabilitation of secondary Road (1000 KM) gravel	1037.71	0	1037.71	1037.71	0	1037.71	602.8	49.12	651.92	346.27	93.57	439.84
Construction Bridge (1000 RM) over secondary road	1,454	0	1,454	1,454	0	1,454	1,330	86	1,416	1298.1	90	1388.10
Upgrading of 250Km secondary road to asphalt surface	400.10	0	400.10	400.10	0	400.10	261.17	12	273.17	142.06	22	164.06

Subcomponent A4: This subcomponent is allocated for maintenance of secondary road. Since inception of the project to the end of 3rd quarter of 1395 the periodic maintenance efforts have been applied to 514.59 Km road while 32 emergency maintenance contracts have been completed. Likewise 143 contracts with total length of 1,554.21 km road are completed and 122 contracts with total length of 1,428.19 km are currently ongoing under routine maintenance.

Moreover, 9 post disaster sub-projects with total cost of 2,485,508.35\$ and generation of 35,211.37 labor days are successfully completed under this sub component.

Subcomponent A5: During 3rd Quarter of 1395 ESM report, 5 ESM Plans were prepared for 5 Subprojects, 2265 out of 4,413,452 beneficiaries were trained/consulted, 90 community consultations meetings held at different stages of the project. Likewise 57 subprojects have been visited during the reporting period. The demand for extra culverts and drainage structure and hiring more community labor during project implementation were the common issues among different subproject's beneficiaries. Therefore most of the issues solved through consultation with contractors and providing technical information to communities.



Gender Consultation Meeting, Alichopan Road, Balkh Province, North Region.



During signing MoUs with the local people at Shakardara Road, Kabul Province, Kabul Region.

2. COMPONENT (B) VILLAGE ROADS

Subcomponent B1 & B2: These sub-components of ARAP has successfully completed 24 contracts during 3rd quarter of 1395 which resulted in rehabilitation of 66 km of roads, 330 running meters of bridges, 3,034 linear meters associated drainage structures and generated 154,851 labor days while it has constructed total 1,264 Km of roads, 1,814 running meter of bridge and 56,719 associated drainage structures since inception of the project. Moreover, 24 contracts to construct 135 Km of roads and 223 running meters of bridge are positively progressing.

Bellow table indicates the details progress since inception and during the reporting quarter.

Activities	Surveyed			Designed			Awarded			Completed		
	Previous	This Quarter	Total	Previous	This Quarter	Total	Previous	This Quarter	Total	Previous	This Quarter	Total
Rehabilitation of tertiary Road (1300 KM) gravel	1,656	0	1,656	1,582	0	1,582	1,425	0	1,425	1,198	66	1,264
Construction Bridge (1600 RM) over secondary road	2,680	0	2,680	2,316	0	2,316*	2060	0	2060	1,484	330	1,814**

*738 m under (B1)

**431 m under (B1)

Subcomponent B3: This subcomponent is maintenance centric and entails emergency routine and periodic maintenance of ARAP constructed village road.

Emergency Maintenance: Under this sub-component, emergency repairing of flood affected roads and road structures are being done. These works are usually contracted with communities and implemented through them. As of 3rd quarter of 1395, fifty nine emergency contracts have been signed for maintenance of infrastructures as well as clearing of road surfaces due to flood and landslides under this subcomponent.

Snow Cleaning: As of 3rd quarter of 1395 almost 758 km of tertiary roads has been unblocked under this subcomponent since inception of the project and in contrast to the past during this quarter no snow clearance took place.

Routine Maintenance: This subcomponent incorporate routine maintenance of the program constructed village roads. So far 3,570 km of road is under routine maintenance through 256 contracts in ARAP project.

Periodic Maintenance: Periodic maintenance constitutes part of the Component B3. Insofar, 7 contracts include 502 km road have been completed and 8 contract include 436 km is under procurement.

S/no	Activity	No. of contracts	Road km	Regions	Remarks
1	Contracts completed to date	7	502	9 Regions	
2	Ongoing Contracts	8	436		

Subcomponent B4: During the 3rd quarter of 1395, total 33 ESMP were prepared, 1,742 people were trained, 55 coordination meetings have been held and 51 GRC have been established. Likewise 50 Community Participatory Monitoring and 2 social audits have been conducted, 23 social issues such as land acquisition have been solved. Last but not least 13,579 m2 of lands have been donated by the communities during the reporting period.



Construction of 10.6 Km of gravel surface road from center of Rukha district to Doshakh, Panjshir province



Community meeting in Kandahar province.

3 COMPONENT (C) PROGRAM PLANNING & DEVELOPMENT, INSTITUTIONAL STRENGTHENING, AND PROGRAM COORDINATION SUPPORT

The overall objective of this component is institutional strengthening, project management and program development which are segregated into three subcomponents of C1, and C2 and C3. The subcomponents are articulated as bellow:

Subcomponent C1 (Rural Roads Network Planning and Management System): During this quarter there was a joint technical meeting of both PIUs held to evaluate the technical aspects of the Network Planning and Management System. Moreover, the consultant has brought some of the suggested changes of the MIS team and recovered the system.

In addition, NRAP/MoPW has the responsibility of data collection for primary and secondary road network. The data collection has been successfully completed for 70% of national highways and 15 provinces (Balkh, Jawzjan, Samangan, Sar-e-Pul, Baghlan, Faryab, Kabul, Parwan, Panjsher, Kapisa, Bamyán, Daykundi, Khost, Paktya, and logar) as of end of 3rd quarter of 1395.

Subcomponent C2 (Institutional Strengthening and Capacity Building): Throughout the reporting period different types of short-term trainings are provide for NRAP staff inside and outside the country. Following is some of the completed and in progress trainings for NRAP staff during 3rd quarter of 1395:

- Master degree programs for NRAP staff are under process.
- HDM-4 training for two staff of GIS section in India, implemented
- Gender mainstreaming training is under process.
- EIA Training in Egypt for 11 NRAP staff implemented.
- Pavement evaluation technics training conducted in India.

Furthermore, as one of the activities under this subcomponent is construction of functional office and laboratory buildings in the eighth regional offices and improving the program library, so construction works of one remaining NRAP building is 100% completed during the reporting period.

Subcomponent C3 (Program Coordination Support): Regular data flow to the program stakeholders through NRAP website, publishing monthly newsletter, media reporting, steering committee meetings for additional fund, monthly coordination meeting, technical coordination meeting as well as ad hoc Senior Management Meeting for the project preparation and other related issues are commencing under this subcomponent.

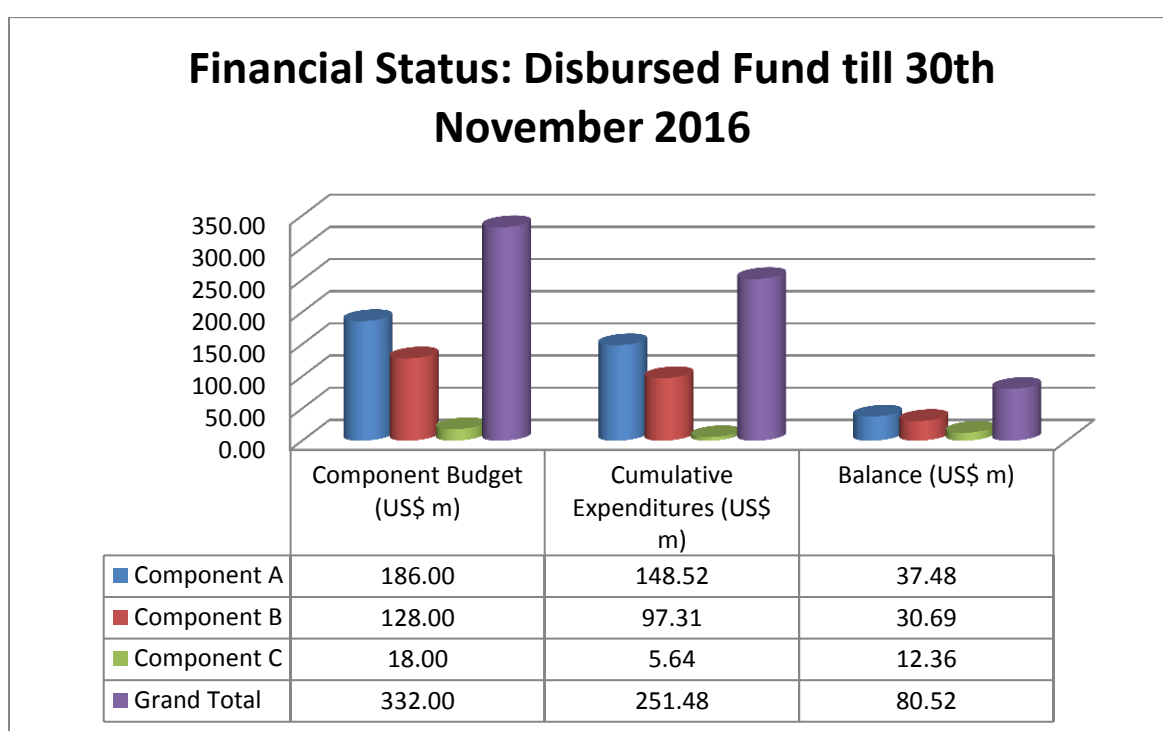
The recruitment process of hiring one consultant for ARAP project mid-term review is 100% completed and some of the initial activities such as designing the questionnaires, preparation of sampled subproject list is completed and enumerators hiring process is started to conduct the survey. Moreover, recruitment process of Finance Specialist is under process.

Following is some the completed activities under this subcomponent during the reporting period:

- Printing and publishing of monthly newsletter
- Timely media reporting
- Two monthly coordination meeting is conducted
- Two technical coordination meeting is conducted with MSI and the program technical team
- Two monitoring and evaluation meeting for follow up survey is conducted

II. FINANCIAL PROGRESS

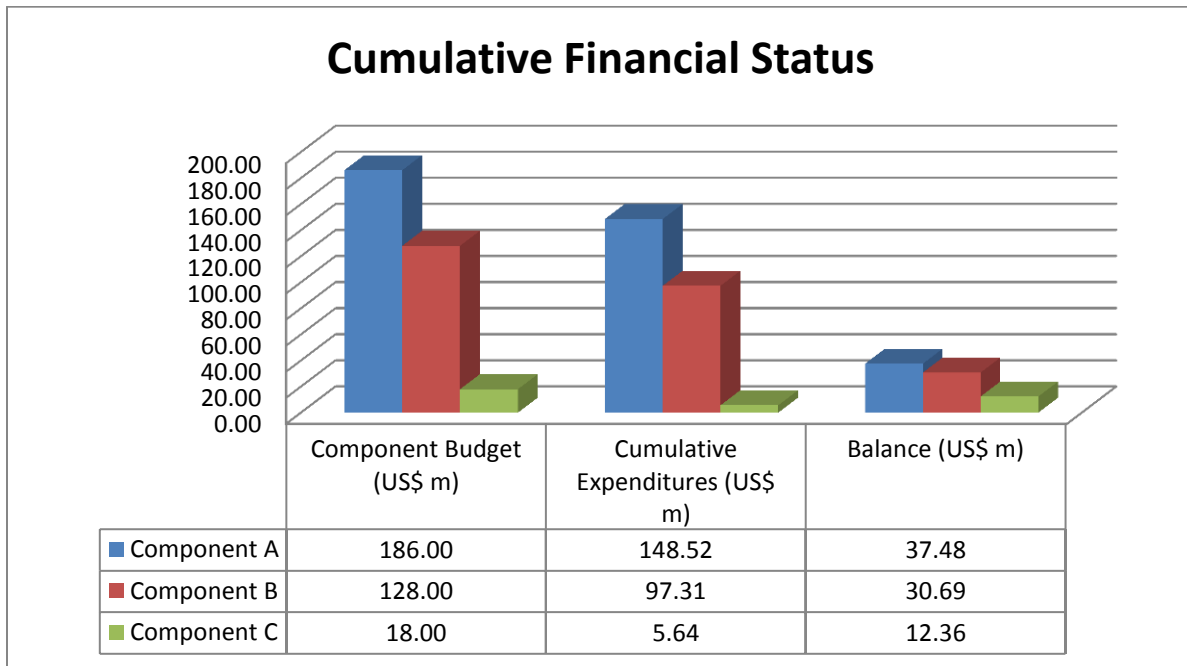
Component wise Cumulative and Quarterly Financial Progress till 30 th November 2016				
Components	Total Project Budget (US\$ m)	Expenditures 1st September to 30th November (US\$ m)	Cumulative Expenditures (US\$ m)	Balance (US\$ m)
Sub-total of Component A	186.00	6.30	148.52	37.48
Sub-total of Component B	128.00	6.88	97.31	30.69
Sub-total of Component C	18.00	0.47	5.64	12.36
Grand Total	332.00	13.65	251.48	80.52



Financial Vs Physical Progress of Major Activities of Component A					
Component Major Activities	Allocated Budget (US\$)	Disbursement Amount (US\$)	Financial Progress %	Physical Progress as per 4th year indicator (%)	Balance (US\$)
Gravel Surfacing	67500000	50905061.87	75.41	64.68	16594938.13
Asphalt Surfacing	40000000	42331667.69	105.83	68.36	-2331667.69
Bridge construction	9000000	11590277.57	128.78	154.23	-2590277.57
Road maintenance	21000000	12510282.27	59.57	229.87	8489717.73
Implementation support	48500000	31187180.12	64.30	-	17312819.88

Financial Vs Physical Progress of Major Activities of Component B					
Component Major Activities	Allocated Budget (US\$)	Disbursement Amount (US\$)	Financial Progress %	Physical Progress as per 4th year indicator (%)	Balance (US\$)
Gravel Surfacing	58500000	54924713.66	93.89	114.91	3575286.34
Bridge construction	10000000	8200218.69	82.00	129.57	1799781.31
Road maintenance	25500000	11458748.05	44.94	226.22	14041251.95
Implementation support	34000000	22723534.82	66.83	-	11276465.18

Component Wise Cumulative Financial Status			
Components	Component Budget (US\$ m)	Disbursed Budget (US\$ m)	Committed (US\$ m)
Component A	186.00	148.52	37.48
Component B	128.00	97.31	30.69
Component C	18.00	5.64	12.36
Grand Total	332.00	251.48	80.52



OTHER ONGOING PROJECTS UNDER (NRAP)

1. NRAP-MoF

This project has been funded from the discretionary fund of the Islamic Republic of Afghanistan to construct 580 km of road and 850 meters of bridge through total cumulative budget of USD 41.06 million in different years.

NRAP/MRRD has succeeded to complete 20 contracts under this project and achieved construction of 24 km of roads and 220 running meters of bridge moreover it has generated 68,838 labor days during the reporting period.

2. JAPAN-FUND

This project has been funded by Japan with total budget of USD 23.5 million for delivering 190 km of road (Asphalt and Gravel) and 586 meter of bridges in 34 provinces of Afghanistan.

NRAP/MRRD has succeeded to complete 6 contracts under this project and achieved construction of 11 km of roads and 2,714 meters of drainage structure moreover it has generated 11,175 labor days during the reporting period.

3. JICA & GOA Fund

This project has been funded by JICA & GOV and the executing implementer is NRAP-MoPW. The cumulative budget of this project is almost US\$ 133.1M in different years starting in SY1390 for delivering 351.06 Km of roads and 1,381 Running meters of bridges in different provinces of Afghanistan. The design and procurement of this project has been completed.

Moreover, 44 contracts have been completed through which 229.1 Km roads, 1,199.0 Rm bridges have been constructed and 553,544.83 number of labor days are generated as of 3rd quarter of 1395.

CHALLENGES AND OBSTACLE

1. SECURITY

Security constraints seriously challenge the pace, cost and quality of the subprojects in construction. The stoppages, additional security requirements in volatile areas, as well as inability to provide adequate and regular technical oversight and guidance to contractors, especially in South, South East, North, Northeast and West Provinces negatively affect the pace and cost of the subproject and workmanship.

Particular measure has been taken in this regard. The program prepared strategy for implementation of already started subprojects in insecure area through involving community in construction, however, the concern is still exist for new contracts.

2. WEATHER

Even though a climatic plan has been developed to maintain the correct implementation period and for the purpose the entire country is divided into three zones by three different construction seasons, but the accidental flooding and snow fall in the country sometime disconnects the construction process and affect the progress.

ANNEXES (A) MoPW

Annex-I Achievements During Reporting Period- 3rd Quarter of 1395

Program-Ministry	Activity	Contracts Completed during Reporting Period						
		No. of Contracts	Road (KM)	Bridge (RM)	Structure (RM)	Structure +Bridge	Labor Days	Contract Cost \$
NRAP-MPW	ARAP IDA+ARTF	12.00	115.57	90.00	16,920.00	17,010.00	73,609.55	5,520,716.38
	ARAP JICA/GOA	7.00	10.88	362.00	-	362.00	85,048.98	6,378,673.25
	ARAP PM	-	-	-	-	-	-	-
	ARAP EM	-	-	-	-	-	-	-
	ARAP PD	-	-	-	-	-	-	-
	ARAP RM	1.00	6.21	-	-	-	146.55	8,793.13
Total		20.00	132.66	452.00	16,920.00	17,372.00	158,805.08	11,908,182.76

Annex -II Contracts at Different Stages of Implementation

Program-Ministry	Projects	Total no. of Contracts	Development			Procurement			Delivery		
			Completed	Ongoing	Planned	Completed	Ongoing	Planned	Completed	Ongoing	Cancelled / Terminated
NRAP-MPW	LIWP-WB	312.00	312.00	-	-	312.00	-	-	300.00	-	-
	NEEP1-WB	217.00	217.00	-	-	217.00	-	-	209.00	-	-
	NEEPRA-WB	100.00	100.00	-	-	96.00	-	-	100.00	-	-
	NRAP-WB+DF	46.00	46.00	-	-	46.00	-	-	42.00	-	-
	NERAP-IDA+ARTF	140.00	140.00	-	-	140.00	-	-	137.00	-	-
	ARAP-IDA+ARTF	126.00	126.00	-	-	126.00	-	-	97	24	5
	ARAP- JICA/GOA	61.00	61.00	-	-	61.00	-	-	44.00	17.00	-
	ARAP-PM	17.00	17.00	-	-	17.00	-	-	16.00	1.00	-
	ARAP-RM-1	135.00	135.00	-	-	135.00	-	-	92.00	43.00	-
	ARAP-RM-2	87.00	87.00	-	-	87.00	-	-	51.00	36.00	-
	ARAP-RM-3	50.00	50.00	-	-	50.00	-	-	-	50.00	-
	ARAP-EMR	32.00	32.00	-	-	32.00	-	-	32.00	-	-
ARAP-PD	9.00	9.00	-	-	9.00	-	-	9.00	-	-	
Total		1,332.00	1,332.00	-	-	1,328.00	-	-	1,129.00	171.00	5

Annex-III Contracts Completed as of end of 3rd Quarter 1395

Program-Ministry	Activity	Contracts Completed as of this Period						
		No. of Contracts	Road(KM)	Bridge(RM)	Structure(RM)	Structure +Bridge	Labor Days	Contract Cost \$
NRAP-MPW	ARAP IDA+ARTF	97.00	603.90	1,388.10	92,219.20	93,607.30	1,367,510.79	96,530,173.29
	ARAP JICA/GOA	44.00	229.07	1,199.00	0.00	1,199.00	1,231,422.96	86,923,973.41
	ARAP PM	16.00	514.59	0.00	0.00	0.00	106,581.45	7,523,396.24
	ARAP-RM,RM2,RM3	143.00	1,554.21	0.00	656.00	656.00	31,776.21	2,243,026.51
	ARAP- PD	9.00	0.00	0.00	0.00	0.00	35,211.37	2,485,508.35
	ARAP EMR	32.00	0.00	0.00	0.00	0.00	17,605.10	1,242,712.77
Total		341.00	2,901.77	2,587.10	92,219.20	94,806.30	2,790,107.87	196,948,790.57

Annex- IV NRAP ongoing Projects during 3rd Quarter

Program-Ministry	Projects	Contracts Ongoing as of This Quarter						
		No. of Contracts	Road (KM)	Bridge (RM)	Structure(RM)	Structure Bridge	Labor Days	Contract Cost \$
ARAP-MPW	ARAP-IDA+ARTF	24.00	246.32	28.00	14,094.00	14,122.00	749,709.66	52,920,681.70
	ARAP JICA/GOA	17.00	121.99	182.00	-	182.00	653,861.89	46,154,957.01
	ARAP-PM	1.00	6.89	-	7,228.63	7,228.63	4,161.12	293,726.05
	ARAP-RM,RM2,RM3	129.00	1,428.19	-	-	-	25,630.14	1,809,186.12
	ARAP- PD	-	-	-	-	-	-	-
	ARAP-EMR	-	-	-	-	-	-	-
Total		171.00	1,803.39	210.00	14,094.00	14,304.00	1,433,362.80	101,178,550.88

Annex-V NRAP MOPW Achievements since inception to the end of 3rd Quarter 1395

Program-Ministry	Projects	NRAP-MPW Overall Program Achievement Since Inception						
		No. of Contracts	Road Km	Bridge RM	Structures RM	Structure Bridge	Labor Days	Contract Cost \$
NRAP - MPW	LIWP-WB	312.00	3,897.96	3,436.50	24.00	3,460.50	3,403,984.00	12,223,000.00
	NEEP1-WB	217.00	2,200.90	644.50	22.20	666.70	2,591,107.00	10,714,000.00
	NEEPRA-WB	100.00	809.00	23,637.64	522.25	24,159.89	1,428,678.00	22,045,320.41
	NRAP-WB+DF	46.00	242.07	10,024.30	719.02	10,743.32	1,190,246.00	21,326,190.00
	NERAP-IDA+ARTF	137.00	1,122.88	54,777.10	1,521.50	56,298.60	1,753,698.18	140,600,000.00
	ARAP-IDA+ARTF	97.00	603.90	1,388.10	92,219.20	93,607.30	1,367,510.79	96,530,173.29
	ARAP-JICA/GOA	44.00	229.07	1,199.00	-	1,199.00	1,231,422.96	86,923,973.41
	ARAP-PM	16.00	514.59	-	-	-	106,581.45	7,523,396.24
	ARAP-RM (1,2,3)	143.00	1,554.21	-	-	-	31,776.21	2,243,026.51
	ARAP- PD	9.00	-	-	-	-	35,211.37	2,485,508.35
	ARAP-EMR	32.00	-	-	-	-	17,605.10	1,242,712.77
Overall Achievement		1,153.00	11,174.58	95,107.14	95,028.17	190,135.31	13,157,821.05	403,857,300.98

Annex VI- NRAP Donor Commitment

Program- Ministry	Donor	Projects	Commitment (USD)	Disbursement (USD)	Projects Status
NRAP - MPW	WB	LIWP	12,223,000.00	12,223,000.00	Completed
	WB	NEEP1	10,846,150.00	10,714,000.00	Completed
	WB	NEEPRA	21,755,279.00	22,045,320.41	Completed
	DFID	NRAP	21,326,190.00	21,326,190.00	Completed
	CIDA	NRAP	1,000,000.00	1,000,000.00	Completed
	SIDA	NRAP	521,385.60	521,385.60	Completed
	GOI	NERAP	3,021,074.21	3,021,074.21	Completed
	IDA+ARTF	NERAP	140,600,000.00	140,600,000.00	Completed
	IDA+ARTF	ARAP Road & Bridge	96,530,173.29	82,100,221.22	Completed
		ARAP JICA/GOA	86,923,973.41	33,212,689.62	Completed
		ARAP RM	2,243,026.51	2,130,875.18	Completed
		ARAP PM	7,523,396.24	6,746,640.52	Completed
		ARAP EM	1,242,712.77	1,216,784.86	Completed
		ARAP PD	2,485,508.35	2,012,072.06	Completed
		ARAP Road Bridge	52,920,681.70	32,339,317.51	Ongoing
		ARAP JICA/GOA	46,154,957.01	7,941,460.58	Ongoing
		ARAP RM	1,809,186.12	1,479,808.78	Ongoing
ARAP PM		293,726.05	121,346.87	Ongoing	
ARAP EM	-	-	Ongoing		
ARAP PD	-	-	Ongoing		
Total			509,420,420.25	380,752,187.42	

Annex VII. ESM Reflection

oN/S	Activity	Kabul	West	CHL	East	North	South East	South	North East	Badakhshan	Total
1	# of ESM Plans prepared	1	0	3	0	0	0	0	0	1	5
2	# of consultation meetings held	14	3	3	3	29	7	6	5	20	90
3	# of people trained/consulted/Informed	240	60	220	155	603	82	110	50	745	2265
4	# of Grievance Redress Committee (GRC)/ Social Inclusion Committee established	3	0	3	0	2	0	0	0	0	8
5	# of PAFs	189	0	0	0	0	0	0	0	0	189
6	# of Male PAPs	600	0	0	0	0	0	0	0	0	600
7	# of Female PAPs	723	0	0	0	0	0	0	0	0	723
8	Land donated (m2) by people	20136	0	0	0	0	0	0	0	0	20136
9	# of cut trees	184	1000	0	0	0	0	0	0	0	1184
10	# of planted trees	0	2000	0	0	0	0	0	0	0	2000
11	# of beneficiaries	40866	374800	38000	0	0	112000	250000	0	1020000	1,835,666
12	# of stripe plan prepared	0	0	0	0	0	0	0	0	0	0
13	# of Abbreviated RAP prepared	1	0	0	0	0	0	0	0	0	1
14	# of Projects monitored/visited	7	2	3	3	28	8	4	2	0	57
15	# of issues solved	5	0	0	0	0	0	0	0	0	5
16	# of Success stories	0	0	0	0	0	0	0	0	0	0
17	# of Social Audits held	0	0	0	0	0	0	0	0	0	0
18	# of Maintenance documents prepared	0	0	0	0	0	0	0	0	0	0

ANNEX (B) MRRD:

B.1 ACHIEVEMENTS DURING THE REPORTING PERIOD – 3rd QUARTER 1395

Ministry	Projects	Achievement During the Reporting Period						
		No. of contracts Completed	Road (km)	Structures (linear meter)	Bridge (linear meter)	Total linear meter (Structure +Bridge)	Labor Days	Contract Cost (\$)
MRRD	ARAP	24	66	3,034	330	3,364	154,851	5,852,949
	MOF	20	24	320	220	540	68,836	4,183,779
	Japan Fund	6	11	2,714	-	2,714	11,175	739,466
Total		50	101	6,067	550	6,617	204,864	10,776,194

B.2 CONTRACTS AT DIFFERENT STAGES OF IMPLEMENTATION

Ministry	Projects	No. of Contracts as per P.P	Development			Procurement			Delivery		
			Completed	Ongoing	Planned	Completed	Ongoing	Planned	Completed	Ongoing	Terminated
NRAP-MRRD	MOF	-	326			276			102	174	1
	AMDMA	1	1			-			-	-	-
	JF	9	56			55			31	24	-
	ARAP	402	408			351			327	24	1
	NRAP-NSP	7	7								
	Total		419	798	-	-	682	-	-	460	222

B.3 CONTRACTS COMPLETED FROM INCEPTION TO END OF 3rd QUARTER 1395

Ministry	Projects	Works Budget In Million (\$)	Physical Target (km)	Completed Contracts						
				No. of Contracts completed	Road (km)	Structures (linear meter)	Bridge (linear meter)	Total linear meter (Structure +Bridge)	Labor Days	Contract Cost (\$)
NRAP-MRRD	ARAP	68.5	1,300KM+1600M	327	1,253	56,719	1,792	58,511	1,653,756	69,258,967
	MOF	36	318KM+ 840M	102	330	25,507	281	25,788	354,100	25,967,532
	Japan Fund	23.5	256KM+ 650M	31	96	13,120	192	13,312	145,588	9,831,564
Total		128.3		460	1,585	95,347	2,265	97,611	2,153,444	105,058,063

B.4 CONTRACTS ONGOING DURING 3rd QUARTER 1395

Ongoing Contracts							
Project	No. of Contracts	Road (km)	Structures (linear meter)	Bridge (linear meter)	Total linear meter (Structure +Bridge)	Labor Days	Contract Cost (\$)
ARAP	24	135	11,382	223	11,605	124,782	9,916,250
MOF	174	671	80,920	1,253	82,173	138,753	68,308,966
Japan Fund	24	123	9,598	468	10,066	80,279	9,513,643
Total	222	929	101,900	1,245	103,844	343,814	87,732,859

B.5 DONOR COMMITMENT FOR COMPLETED PROJECTS

Ministry	Donor	Project	Commitment In Million (\$)	Status of the Project
MRRD	MoF	MoF	36	Ongoing
	World Bank	ARAP	128	Ongoing
	Japan	Japan Fund	23.5	Ongoing
	DFID	CARD-F	1.52	Completed
	World Bank	NERAP	91.5	Completed
	APRP	APRP	15	Completed
	AusAID	URAP	11	Completed
	AusAID	RAD-TK	2.87	Completed
	JSDF	LIPWP	2	Completed
	World Bank	LIWP	3.24	Completed
	CNTF	CNTF1	5.29	Completed
	USAID	NEEPRA-US	14.74	Completed
	EC	NEEPEC	10.63	Completed
	JSDF	RAL	19.6	Completed
	PSIB	NEEPRA-PS	15	Completed
	World Bank	NEEP1	2.43	Completed
	World Bank	NEEPRA-WB	14.73	Completed
	World Bank	ILO	1.72	Completed
	World Bank	JPMU	2.29	Completed
	DFID	HARDP	16.25	Completed
CNTF	CNTF-LB	6	Completed	
Total			423.31	

B.6 NRAP OVERALL ACHIEVEMENTS SINCE INCEPTION

Ministry	Projects	Completed Contracts							
		Works Budget In (\$)	No. of Contracts completed	Road (km)	Structures (RM)	Bridge (RM)	Total RM (Structure +Bridge)	Labor Days	Contract Cost (\$)
NRAP-MRRD	HARDP - MRRD – DF	11.50	11,500,000	16	84	24	28	52	-
	NEEP1 - MRRD – WB	2.37	2,370,000	73	291	1,549	-	1,549	419,011
	NEEPEC - MRRD – EC	6.75	6,750,000	26	159	1,793	102	1,895	330,101
	NEEPRA - MRRD – AU	0.48	480,000	15	31	303		303	32,177
	NEEPRA - MRRD – CD	0.20	200,000	2	20	4		4	2,382
	NEEPRA - MRRD – DF	5.77	5,770,000	73	236	8,427	58	8,485	312,147
	NEEPRA - MRRD – PS	3.61	3,610,000	47	183	2,585	137	2,721	240,363
	NEEPRA - MRRD – US	1.51	1,510,000	4	58	636		636	11,604
	NEEPRA - MRRD – WB	8.33	8,330,000	248	708	8,928	117	9,045	1,300,885
	NERAP - MRRD - TF		-	134	428	11,418	383	11,801	456,860
	NERAP - MRRD – WB		-	279	920	20,273	1,219	21,492	1,404,919
	NRAP - MRRD - CF	3.99	3,990,000	4	46		162	162	22,642
	NRAP - MRRD - DU	0.70	700,000	4	16	319		319	6,415
	RAD-TK - AU	1.91	1,910,000	16	24	250	45	295	104,935
	NRAP-LB - MRRD – CF	5.02	5,020,000	96	143	3,941		3,941	578,382
	RAL - MRRD - JF	9.42	9,420,000	34	349	9,506	10	9,515	359,800
	APRP-NRAP-MRRD	15.00	15,000,000	29	86	4,104		4,104	482,684
	CARD-F			1	6	1,293		1,293	12,641
URAP			39	52	496		496	114,455	
Total		76.56		1,140	3,840	75,847	2,260	78,108	6,192,404

B.7 ESM Reflection

Details of ESM activities during the reporting period											
S/no	Activity	Kabul	West	CHL	East	North	South East	South	North East	Badak hshan	Total
1	# of ESM documents prepared	7	2	1	3	1	8	1	9	1	33
2	# of trees planted	0	0	0	0	0	0	0	0	0	0
3	# of people awareness and trained	198	120	80	190	140	676	248	45	45	1742
4	# of coordination meetings held	10	4	1	2	8	8	22	0	0	55
5	# of GRC established	9	1	1	8	1	5	23	2	1	51
6	# of issues solved	19	0	0	0	4	0	0	0	0	23
7	# of CPM conducted	7	0	0	2	9	7	22	3	0	50
8	# of Social Audits conducted	0	0	0	0	1	0	0	1	0	2
9	Land donated (m2)	6585	0	0	350	0	2144	0	0	4500	13579
10	Environmental Monitoring	6	0	0	4	8	10	22	3	22	75

B.8 Financial Status of other Ongoing Projects

B.8.1. Japan Fund Financial Details

Japan Fund						
Component	Budget	Disbursement			Balance	%
		Till previous report	During reporting period	To date		
Works	19,750,000	18,220,174	4,011,976	22,232,150	2,482,150	113%
Non Works	3,750,000	599,186		599,186	(3,150,814)	16%
Total	23,500,000	18,819,360	4,011,976	22,831,336	(668,664)	97%

B.8.2. MoF Financial Details

MoF						
Component	Budget	Disbursement			Balance	%
		Till previous report	During reporting period	To date		
Works	27,140,000	6,202,483	20,932,568	27,135,051	4,949	100%
Non Works	2,360,000	680,772	188,489	869,261	1,490,739	37%
Total	29,500,000	6,883,255	21,121,057	28,004,312	1,495,688	95%