




Islamic Republic of Afghanistan
Ministry of Finance
Ministry of Public Works
Ministry of Rural Rehabilitation
& Development



**National Rural Access
Program
(NRAP)**



110 Rm of Bridge in Yaftal District of Badakhshan Province



Consultation meeting with Elders, PAPs and Director of Laghman MoPW about Mehterlam Ring Road, Laghman Province, August 15, 2016.

Note:

The current insecurity threat in the country is not promising for on time completion of the ARAP project.

2nd Quarter Report 1395

(21 June, 2016 – 20 September, 2016)

Prepared by:

Besmillah Besmil/ Daryoush Tabesh

<i>Contact Information</i>	
<i>Program Title</i>	National Rural Access Program (NRAP)
<i>Start Date</i>	2002
<i>Donor</i>	World Bank, USAID, GOI, DFID, JSDF, CIDA, AUSAID, EC, Holland, CNTF, PSIB and GoA
<i>Executive Ministries</i>	Ministry of Public Works and Ministry of Rural Rehabilitation & Development
<i>Geographic Coverage</i>	All 34 Provinces of Afghanistan

Mission and strategic Goals

Mission: To Enhance Human Security and Promote Equitable Economic Growth by ensuring year round Access to Basic Services and Facilities in Rural Afghanistan.

Strategic Goals

- To rehabilitate quality rural road infrastructures that will provide year round access to the remote village to basic services, such as markets, health care center and schools.
- Provide increased employment opportunities through using labor-based methods and a private sector-led approach for all works.
- Enhance the capacity of communities and private sector to manage, deliver and maintain public transportation facilities through on-the-job capacity development.



Table of Contents

ABBREVIATIONS AND ACRONYMS:.....	d
EXECUTIVE SUMMARY	1
1) COMPONENT (A) SECONDARY ROADS-MOPW	1
2) COMPONENT (B) TERTIARY ROADS-MRRD	1
3) COMPONENT (C) PROGRAM PLANNING & DEVELOPMENT, INSTITUTIONAL STRENGTHENING, AND PROGRAM COORDINATION SUPPORT	1
AFGHANISTAN RURAL ACCESS PROJECT (ARAP)	3
I. PHYSICAL PROGRESS.....	3
1. COMPONENT (A) DISTRICT ROADS.....	3
2. COMPONENT (B) VILLAGE ROADS	5
3. COMPONENT (C) PROGRAM PLANNING & DEVELOPMENT, INSTITUTIONAL STRENGTHENING, AND PROGRAM COORDINATION SUPPORT	7
II. FINANCIAL PROGRESS	8
OTHER ONGOING PROJECTS UNDER (NRAP).....	10
1. NRAP-MoF.....	10
2. JAPAN-FUND.....	10
3. JICA & GOV Fund	10
CHALLENGES AND OBSTACLE	11
1. SECURITY	11
2. WEATHER	11
ANNEXES (A) MoPW.....	i
ANNEX (B) MRRD:	vi

Abbreviations and Acronyms:

APRP	Afghanistan Peace and Reintegration Project
ARAP	Afghanistan Rural Access Project
ARTF	Afghanistan Reconstruction Trust Fund
AUSAID	Australian Agency for International Development
CARD-F	Comprehensive Agriculture and Rural Development Facility
CHL	Central Highlands
CIDA	Canadian International Development Agency
DLP	Defect Liability Period
EM	Emergency Maintenance
ESM	Environmental and Social Monitoring
ESMF	Environmental and Social Safeguard Framework
FA	Financial Audit
GOI	Government of India
GOV	Government
GRC	Grievance Redress Committees
IDA	International Development Association
JF	Japan Fund
JICA	Japan International Cooperation Agency
Km	Kilometer
M	Meter
MIS	Management Information System
MoF	Ministry of Finance
MoPW	Ministry of Public Works
MRRD	Ministry of Rural Rehabilitation and Development
NCU	National Coordination Unit
NEEP	National Emergency Employment Program
NEEPRA	National Emergency Employment program for Rural Access
NERAP	National Emergency Rural Access Project
NPP	National Priority Program
NRAP	National Rural Access Project
PAP	Project Affected Person/People
PDO	Project Development Objectives
PIU	Program Implementation Unit
PRI	Project Result Indicators
QA/QC	Quality Assurance & Quality Control
RCC	Reinforced Cement Concrete
RM	Running Meter
SCM	Steering Committee Meeting
SIDA	Swedish International Development Cooperation Agency
SMM	Senior Management Meeting
SMT	Senior Management Team
TA	Technical Audit
URAP	Uruzgan Rural Access Project
USAID	United States Agency for International Development
WB	World Bank

EXECUTIVE SUMMARY

This summary consolidates the overall progress made toward performance indicators of the projects including ARAP under NRAP program during 2nd quarter of 1395. The highlights include the achievements of components A, B and C of ARAP project as well as concise the overall progress of other project under NRAP Program during the quarter. The detailed data is provided in annexes (A) & (B).

- 1) COMPONENT (A) SECONDARY ROADS-MoPW:** This component of ARAP project is executed by MoPW and covers improvement and maintenance of the secondary roads. The cumulative physical achievement since inception ; 2012 to the end of 2nd quarter 1395 is construction of 346.27 Km gravel surface road, 142.06 Km asphalt surface roads, 1,298.1 Running meter bridges and 72,919.20 Linear meters associated drainage structures and generated 1,131,178 labor days. Whereas 51.14 Km gravel road, 8.0 Km asphalt road, 20 Rm running meters bridges and 3,514 linear meters associated drainage structures achieved during the reporting period.
- 2) COMPONENT (B) TERTIARY ROADS-MRRD:** This component of ARAP project is executed by MRRD and covers improvement and maintenance of the tertiary roads. The cumulative physical achievement since inception; 2012 to the end of 2nd quarter 1395 is construction of 1,198 km of village roads, 1,484 Running meter bridge, 53,697 linear meters associated drainage structures as well as generated 1,538,422 labor days. Whereas 61 km road, 271 Running bridges, 6,953 linear meters associated drainage structures achieved during the reporting quarter.
- 3) COMPONENT (C) PROGRAM PLANNING & DEVELOPMENT, INSTITUTIONAL STRENGTHENING, AND PROGRAM COORDINATION SUPPORT:** This component is jointly executed by MoPW and MRRD for various activities which will be undertaken by each individual PIUs in executing ministries, while ensuring close coordination with each other, through National Coordination Unit (NCU).
 1. Gap Analysis in national road network including district road has been conducted. New version of road network databased has been released and data collection of road network planning is ongoing and it is completed in 12 provinces so far.
 2. Since inception of the project different types of short, long term and on the job trainings were provided to individuals identified by preset selection criteria. Both Domestic and international trainings provided to program staff in different fields such as, CCNA, MSCD, Project Management and Academic English courses to civil servant, while required on the job trainings were provided to internship students and fresh graduates engineers indoor. Moreover as per plan, construction of one NRAP building is completed and construction of one building had good progress during the reporting period and it is promising to complete in the 3rd quarter of 1395 under this sub component.
 3. Beside regular data flow to program stakeholders through NRAP website, newsletter, media report; ad hoc Senior Management Meeting conducted for project preparation and other related issues. In result US\$100 m additional fund was secured for ARAP project and US\$50 identified as financial gap. Moreover, recruitment process of hiring two consultants for technical audit and ARAP project mid-term review is under process.

ARAP Project Physical Progress Status As of September 2016

Intermediate Result Indicator	Unit	PRI	4 th Year Indicator	Achievements	Progress as per PRI (%)	Progresses per 4th year indicator (%)	Variance + -%
Km of gravel surfaced secondary roads rehabilitated	Km	1000	680	346.72	34.67	50.99	Indicative progress is more then set indicators
Km of asphalt surfaced secondary roads rehabilitated	Km	250	240	142.06	56.82	59.19	Indicative progress is more then set indicators
Km of gravel surfaced tertiary roads rehabilitated	Km	1300	1100	1198	92.15	108.91	8.91 % ahead
Construction of bridges on secondary roads	Running Meters	1000	900	1298.1	129.81	144.23	44.23 % ahead
Construction of bridges on tertiary roads	Running Meters	1600	1400	1484	92.75	106.00	6.00 % ahead
Km of secondary roads under routine and periodic maintenance scheme	Km	1000	900	2046.59	204.66	227.40	127.40 % ahead
Km of tertiary roads under routine and periodic maintenance scheme	Km	2000	1800	3936	196.80	218.67	118.67 ahead
Complete Road Inventory	%	0	100	100		100.00	0.00
Improved network Management System in Place	%	0	100	100		100.00	0.00
Design Standards developed and adopted	%	0	100	90		90.00	-10.00
Cost estimation system developed and fully functional	%	0	100	100		100.00	0.00
Financial management system in MRRD and MOPW developed and functional	%	0	100	100		100.00	0.00
Road Sector Organizational study prepared	%		0				Not Applicable

PRI: Project Result Indicator

AFGHANISTAN RURAL ACCESS PROJECT (ARAP)

I. PHYSICAL PROGRESS

1. COMPONENT (A) DISTRICT ROADS

Subcomponent A1, A2 & A3: By completion of second quarter of 1395, total 83 contracts were completed which resulted in rehabilitation of 346.27 Km gravel surface and 142.06 asphalt surface road, as well as construction of 1,298.1 running meter bridges, however, cumulatively 37 contracts which cover construction of 247 Km gravel roads, 106.48 Km asphalt road, 210 running meters bridge and 37,595 linear meter associate drainage structures, are positively progressing.

During the reporting period 51.14 Km gravel road, 8 Km asphalt road, 20 running meter bridge and 3,514 linear meter associate drainage structures have been constructed.

Bellow table indicates the details progress since inception and during the reporting quarter.

Activities	Surveyed			Designed			Awarded			Completed		
	Previous	This Quarter	Total	Previous	This Quarter	Total	Previous	This Quarter	Total	Previous	This Quarter	Total
Rehabilitation of secondary Road (1000 KM) gravel	946.73	90.98	1037.71	946.73	90.98	1037.71	602.8	0	602.8	*295.13	*51.14	*346.27
Construction Bridge (1000 RM) over secondary road	1,454	0	1,454	1,454	0	1,454	1,330	0	1,330	1278.1	20	1298.1
Upgrading of 250Km secondary road to asphalt surface	345.76	54.34	400.10	345.76	54.34	400.10	261.17	0	261.17	*134.06	*8.0	*142.06

*Due to calculation error in database the achievements for gravel and asphalt surface roads were displayed incorrect during last quarter which has been modified in this quarter.

Subcomponent A4: This subcomponent is allocated for maintenance of secondary road. Since inception of the project to the end of 2nd quarter of 1395 the periodic maintenance efforts have been applied to 514.59 Km road while 32 emergency maintenance contracts have been completed. Likewise 141 contracts with total length of 1,532 km road are completed and 122 contracts with total length of 1,312.35 km are currently ongoing under routine maintenance. Moreover, 9 post disaster sub-projects with total cost of 2,485,508.35\$ and generation of 20,711.88 labor days are successfully completed under this sub component.

Subcomponent A5: During 2nd Quarter of 1395 ESM report, 25 ESM Plans were prepared for 25 Subprojects, 1658 out of 4,413,452 beneficiaries were trained/consulted, 154 community consultations meetings held at different stages of the project. Likewise 80 subprojects have been

visited during the reporting period. The demand for extra culverts and drainage structure and hiring more community labor during project implementation were the common issues among different subproject's beneficiaries. Therefore most of the issues solved through consultation with contractors and providing technical information to communities.



ESM staff Consultation Meeting with female residents living in the vicinity of the Mehtarlam Road to aware them of their responsibility to participate in monitoring of road construction works.



Meeting about the agreement of road construction and full support of the residents during implementation of Mehtarlam Road, Laghman Province

2. COMPONENT (B) VILLAGE ROADS

Subcomponent B1 & B2: These sub-components of ARAP has successfully completed 16 contracts during 2nd quarter of 1395 which resulted in rehabilitation of 61 km of roads, 271 running meters of bridges, 6,953 linear meters associated drainage structures and generated 103,171 labor days while it has constructed total 1,198 Km of roads, 1,484 running meter of bridge and 53,697 associated drainage structures since inception of the project. Moreover, 45 contracts to construct 194 Km of roads and 521 running meters of bridge are positively progressing.

Bellow table indicates the details progress since inception and during the reporting quarter.

Activities	Surveyed			Designed			Awarded			Completed		
	Previous	This Quarter	Total	Previous	This Quarter	Total	Previous	This Quarter	Total	Previous	This Quarter	Total
Rehabilitation of tertiary Road (1300 KM) gravel	1,656	0	1,656	1,528	0	1,528	1,383	0	1,383	1,136	61	1,198
Construction Bridge (1600 RM) over secondary road	2,446	0	2,820*	2,228	0	2,228*	1,956	0	1,956	1,213**	271	1,484

*643 m under (B1)

**214 m under (B1)

Subcomponent B3: This subcomponent is maintenance centric and entails emergency routine and periodic maintenance of ARAP constructed village road.

Emergency Maintenance: Under this sub-component, emergency repairing of flood affected roads and road structures are being done. These works are usually contracted with communities and implemented through them. As of 2nd quarter of 1395, fifty emergency contracts have been signed for maintenance of infrastructures as well as clearing of road surfaces due to flood and landslides under this subcomponent.

Snow Cleaning: As of 2nd quarter of 1395 almost 571 km of tertiary roads has been unblocked under this subcomponent since inception of the project and in contrast to the past during this quarter no snow clearance took place.

Routine Maintenance: This subcomponent incorporate routine maintenance of the program constructed village roads. So far 3,434 km of road is under routine maintenance through 242 contracts in ARAP project.

Periodic Maintenance: Periodic maintenance constitutes part of the Component B3. Up to date 7 contracts which include 502 km road have been completed and 1 contract include 24 km is awarded, while 7 contract includes 435.7 KM is under procurement process.

S/no	Activity	No. of contracts	Road km	Regions	Remarks
1	Contracts under procurement to date	7	435.7	9 Regions	
2	Contract awarded to date	1	25		
3	Contracts completed to date	7	502		

Subcomponent B4: During the 2nd quarter of 1395, total 26 ESMP were prepared, 1,781 people were trained, 57 coordination meetings have been held and 63 GRC have been established. Likewise 77 Community Participatory Monitoring and 5 social audits have been conducted, 9 social issues such as land acquisition have been solved. Last but not least 15,885 m² of lands have been donated by the communities during the reporting period.



Inauguration ceremony of 21 road projects worth 841.8 AFN Million



Initiation of 15 running meters bridge along with its joint road in Dane Qhamoghe village, lalwa-Sarjangal district of Ghor Province.

3 COMPONENT (C) PROGRAM PLANNING & DEVELOPMENT, INSTITUTIONAL STRENGTHENING, AND PROGRAM COORDINATION SUPPORT

The overall objective of this component is institutional strengthening, project management and program development which are segregated into three subcomponents of C1, and C2 and C3. The subcomponents are articulated as bellow:

Subcomponent C1 (Rural Roads Network Planning and Management System): During this quarter there was a joint technical meeting of both PIUs held to evaluate the technical aspects of the Network Planning and management System. Moreover, the consultant trained MIS team of both PIUs to utilize the system for planning purposes and the tutorial video of the training has been stored.

Besides, the database has been tested with actual data of three provinces and the identified errors during actual data entry have been communicated with the consultant to be solved by him.

In addition, NRAP/MoPW has the responsibility of data collection for primary and secondary road network. The data collection has been successfully completed in 12 provinces (Samangan, Balkh, Sar-e-Pul, Kabul, Panjsher, Kapisa, Sar-e Pul, Jawzjan, Faryab, Bamyan, Daykundi and Baghlan) as of end of 2nd quarter of 1395.

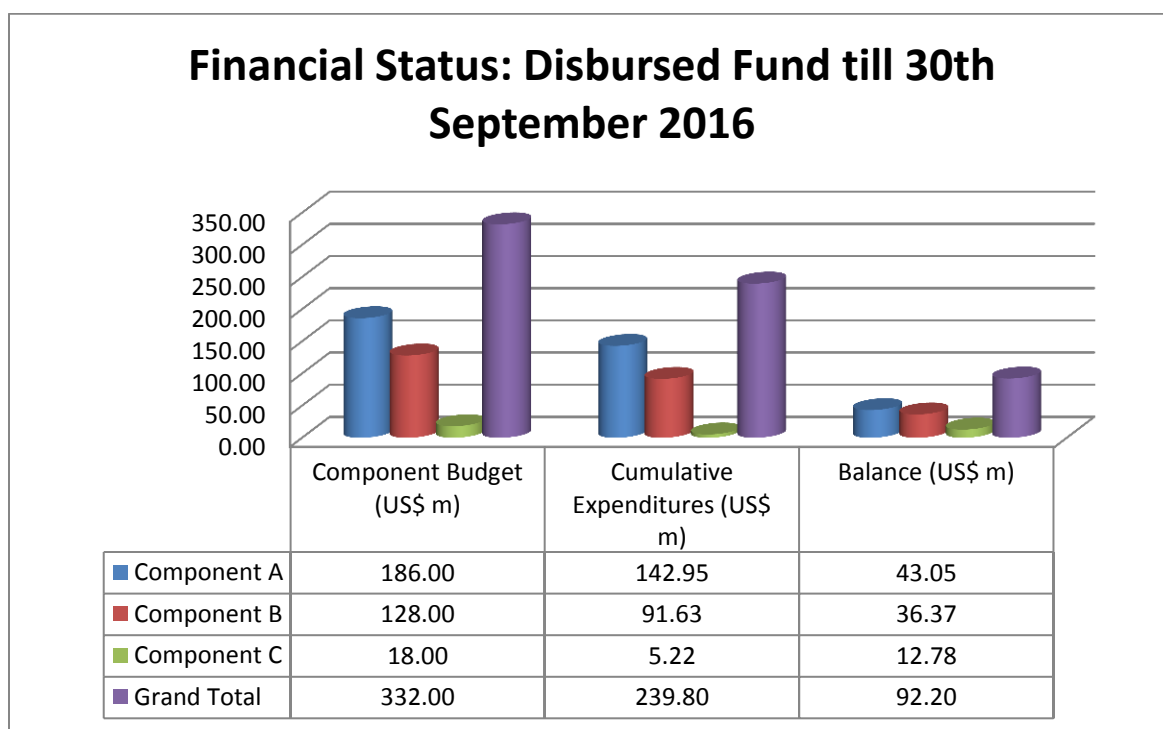
Subcomponent C2 (Institutional Strengthening and Capacity Building): Throughout the reporting period different types of short-term trainings are provide for NRAP staff inside and outside the country during the 2nd quarter of 1395.

Furthermore, as one of the activities under this subcomponent is construction of functional office and laboratory buildings in the eighth regional offices and improving the program library, so construction works of one NRAP building is completed during reporting period. Moreover one NRAP building is under construction and has had good progress during the reporting period and it is promising to complete in the 3rd quarter of 1395.

Subcomponent C3 (Program Coordination Support): During the reporting period beside regular data flow to the program stakeholders through NRAP website, publishing monthly newsletter, media reporting, steering committee meetings for additional fund as well as ad hoc Senior Management Meeting conducted for project preparation and other related issues. In result total US\$100 million additional fund is secured for ARAP project and US\$50 million is still missing to be secured form MoF. Moreover, recruitment process of hiring two consultants for technical audit and ARAP project mid-term review is 90% completed and will be hired soon.

II. FINANCIAL PROGRESS

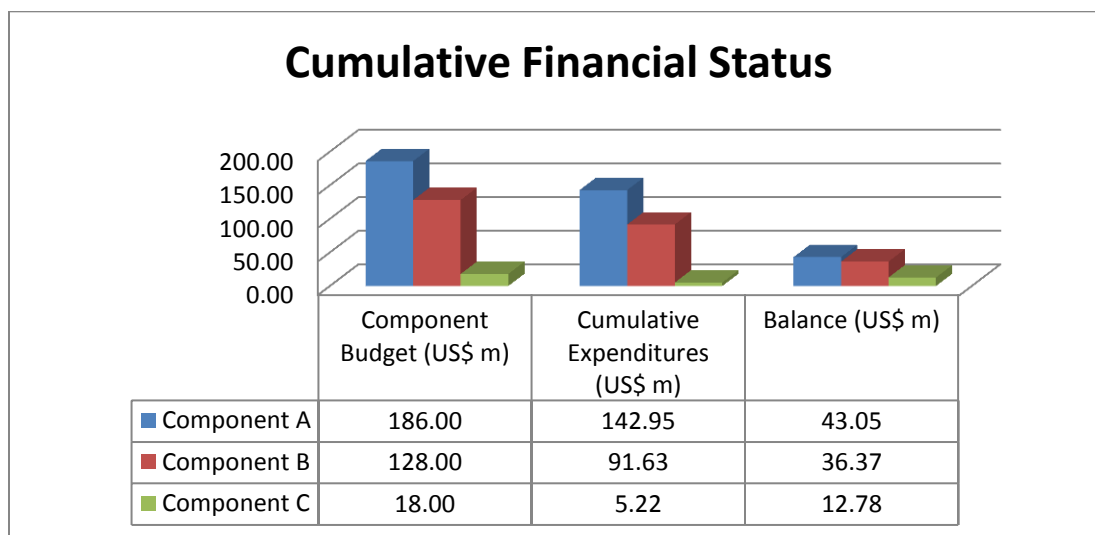
Component wise Cumulative and Quarterly Financial Progress till 30 th September 2016				
Components	Total Project Budget (US\$ m)	Expenditures 1st July to 30th September (US\$ m)	Cumulative Expenditures (US\$ m)	Balance (US\$ m)
Sub-total of Component A	186.00	7.20	142.95	43.05
Sub-total of Component B	128.00	5.86	91.63	36.37
Sub-total of Component C	18.00	0.27	5.22	12.78
Grand Total	332.00	13.33	239.80	92.20



Financial Vs Physical Progress of Major Activities of Component A					
Component Major Activities	Allocated Budget (US\$)	Disbursement Amount (US\$)	Financial Progress %	Physical Progress as per 4th year indicator (%)	Balance (US\$)
Gravel Surfacing	67500000	49097243.82	72.74	50.99	18402756.18
Asphalt Surfacing	40000000	40010183.28	100.03	59.19	-10183.28
Bridge construction	9000000	11590277.57	128.78	144.23	-2590277.57
Road maintenance	21000000	12140944.83	57.81	227.40	8859055.17
Implementation support	48500000	30107781.51	62.08	-	18392218.49

Financial Vs Physical Progress of Major Activities of Component B					
Component Major Activities	Allocated Budget (US\$)	Disbursement Amount (US\$)	Financial Progress %	Physical Progress as per 4th year indicator (%)	Balance (US\$)
Gravel Surfacing	58500000	51394337.66	87.85	108.91	7105662.34
Bridge construction	10000000	7623432.69	76.23	106.00	2376567.31
Road maintenance	25500000	10839684.05	42.51	218.67	14660315.95
Implementation support	34000000	21771760.82	64.03	-	12228239.18

Component Wise Cumulative Financial Status			
Components	Component Budget (US m)	Disbursed Budget (US m)	Committed (US m)
Component A	186.00	142.95	43.05
Component B	128.00	91.63	36.37
Component C	18.00	5.22	12.78
Grand Total	332.00	239.80	92.20



OTHER ONGOING PROJECTS UNDER (NRAP)

1. NRAP-MoF

This project has been funded from the discretionary fund of the Islamic Republic of Afghanistan to construct 580 km of road and 850 meters of bridge through total cumulative budget of USD 41.06 million in different years.

NRAP/MRRD has succeeded to complete 7 contracts under this project and achieved construction of 69 km of roads and 208 running meters of bridge moreover it has generated 47,519 labor days during the reporting period.

2. JAPAN-FUND

This project has been funded by Japan with total budget of USD 23.5 million for delivering 190 km of road (Asphalt and Gravel) and 586 meter of bridges in 12 provinces of Afghanistan.

NRAP/MRRD has succeeded to complete 2 contracts under this project and achieved construction of 16 km of roads and 4,208 meters of drainage structure moreover it has generated 13,629 labor days during the reporting period.

3. JICA & GOV Fund

This project has been funded by JICA & GOV and the executing implementer is NRAP-MoPW. The cumulative budget of this project is almost US\$ 124.4m in different years starting in SY1390 for delivering 325.1 Km of roads and 1,214 Running meters of bridges in different provinces of Afghanistan. The design and procurement of this project has been completed.

Moreover, 33 contracts have been completed through which 218 Km roads, 627 Rm bridges have been constructed and 448,548.00 number of labor days are generated as of 2nd quarter of 1395.

CHALLENGES AND OBSTACLE

1. SECURITY

Security constraints seriously challenged the pace, cost and quality of the subprojects. The stoppages, additional security requirements in volatile areas, as well as inability to provide adequate and regular technical oversight and guidance to contractors, especially in South, South East, North, Northeast and West Provinces negatively affect the pace and cost of the subproject and workmanship.

Particular measure has been taken in this regard. The program prepared strategy for implementation of already started subprojects in insecure area through involving community in construction, however, the concern is still exist for new contracts.

2. WEATHER

Even though a weather matrix planning has been developed to maintain the correct implementation period and for the purpose the entire country is divided into three zones by three different construction seasons, but the accidental flooding and snow fall in the country sometime disconnects the construction process and affect the progress.

For this, nationwide vulnerable segments are identified and emergency maintenance mechanism is in place.

ANNEXES (A) MoPW

Annex-I Achievements During Reporting Period- 2nd Quarter of 1395

Program-Ministry	Activity	Contracts Completed during Reporting Period						
		No. of Contracts	Road (KM)	Bridge (RM)	Structure (RM)	Structure+ Bridge	Labour Days	Contract Cost \$
NRAP-MPW	ARAP IDA+ARTF	8.00	51.14	20.00	3,514.00	3,534.00	195,408.43	14,655,632.35
	ARAP JICA/GOA	2.00	-	170.00	-	170.00	18,250.54	1,368,790.51
	ARAP PM	1.00	37.00	-	-	-	7,870.24	590,268.00
	ARAP EM	1.00	-	-	80.00	80.00	723.82	43,429.41
	ARAP PD	2.00	-	-	-	-	12,053.63	723,217.50
	ARAP RM	2.00	38.35	-	-	-	811.31	48,678.57
Total		16.00	126.49	190.00	3,594.00	3,784.00	235,117.97	17,430,016.34

Annex -II Contracts at Different Stages of Implementation

Program-Ministry	Projects	Total no. of Contracts	Development			Procurement			Delivery		
			Completed	Ongoing	Planned	Completed	Ongoing	Planned	Completed	Ongoing	Cancelled/ Terminated
NRAP-MPW	LIWP-WB	312.00	312.00	-	-	312.00	-	-	300.00	-	-
	NEEP1-WB	217.00	217.00	-	-	217.00	-	-	209.00	-	-
	NEEPRA-WB	100.00	100.00	-	-	96.00	-	-	100.00	-	-
	NRAP-WB+DF	46.00	46.00	-	-	46.00	-	-	42.00	-	-
	NERAP-IDA+ARTF	140.00	140.00	-	-	140.00	-	-	137.00	-	-
	ARAP-IDA+ARTF	123.00	123.00	-	-	123.00	-	-	84.00	35.00	4.00
	ARAP-JICA/GOA	50.00	50.00	-	-	50.00	-	-	33.00	17.00	-
	ARAP-PM	17.00	17.00	-	-	17.00	-	-	16.00	1.00	-
	ARAP-RM-1	128.00	128.00	-	-	128.00	-	-	91.00	37.00	-
	ARAP-RM-2	87.00	87.00	-	-	87.00	-	-	50.00	37.00	-
	ARAP-RM-3	48.00	48.00	-	-	48.00	-	-	-	48.00	-
	ARAP-EMR	32.00	32.00	-	-	32.00	-	-	32.00	-	-
ARAP-PD	9.00	9.00	-	-	9.00	-	-	9.00	-	-	
Total		1,309.00	1,309.00	-	-	1,305.00	-	-	1,103.00	175.00	4.00

Annex-III Contracts Completed as of the end of 2nd Quarter 1395

Program- Ministry	Activity	Contracts Completed as of this Period						
		No. of Contracts	Road(KM)	Bridge(RM)	Structure(RM)	Structure+ Bridge	Labour Days	Contract Cost \$
NRAP-MPW	ARAP IDA+AR TF	83.00	488.33	1,298.10	72,919.20	74,217.30	1,131,178.39	79,847,886.59
	ARAP JICA/G OA	33.00	218.19	627.00	0.00	627.00	1,107,609.86	78,184,225.42
	ARAP	16.00	514.59	0.00	0.00	0.00	106,581.45	7,523,396.24
	ARAP- RM,RM2 RM3	141.00	1,532.00	0.00	656.00	656.00	31,340.56	2,212,274.53
	ARAP- PD	9.00	0.00	0.00	0.00	0.00	35,211.37	2,485,508.35
	ARAP EMR	32.00	0.00	0.00	0.00	0.00	17,605.10	1,242,712.77
Total		314.00	2,753.11	1,925.10	73,575.20	75,500.30	2,429,526.72	171,496,003.90

Annex- IV NRAP Ongoing Projects during 2nd Quarter 1395

Program- Ministry	Projects	Contracts Ongoing as of This Quarter						
		No. of Contracts	Road (KM)	Bridge (RM)	Structure(RM)	Structure+ Bridge	Labour Days	Contract Cost \$
ARAP-MPW	ARAP- IDA+AR TF	37.00	353.48	210.00	37,595.00	37,805.00	967,731.83	68,310,482.04
	ARAP JICA/G OA	17.00	90.85	587.00	-	587.00	653,379.03	46,120,872.87
	ARAP- PM	1.00	6.89	-	7,228.63	7,228.63	4,161.12	293,726.05
	ARAP- RM,RM2 RM3	122.00	1,312.35	-	-	-	23,523.35	1,660,471.81
	ARAP- PD	-	-	-	-	-	-	-
	ARAP- EMR	-	-	-	-	-	-	-
Total		177.00	1,763.57	797.00	44,823.63	45,620.63	1,648,795.33	116,385,552.77

Annex V-NRAP _MOPW Achievements since inception to the end of 2nd Quarter 1395

Program- Ministry	Projects	NRAP-MPW Overall Program Achievement Since Inception						
		No. of Contracts	Road Km	Bridge RM	Structures RM	Structure+Bridge	Labour Days	Contract Cost \$
NRAP - MPW	LIWP-WB	312.00	3,897.96	3,436.50	24.00	3,460.50	3,403,984.00	12,223,000.00
	NEEP1-WB	217.00	2,200.90	644.50	22.20	666.70	2,591,107.00	10,714,000.00
	NEEPRA-WB	100.00	809.00	23,637.64	522.25	24,159.89	1,428,678.00	22,045,320.41
	NRAP- WB+DF	46.00	242.07	10,024.30	719.02	10,743.32	1,190,246.00	21,326,190.00
	NERAP- IDA+ARTF	137.00	1,122.88	54,777.10	1,521.50	56,298.60	1,753,698.18	140,600,000.00
	ARAP- IDA+ARTF	83.00	488.33	1,298.10	72,919.20	74,217.30	1,131,178.39	79,847,886.59
	ARAP- JICA/GOA	33.00	218.19	627.00	-	627.00	1,107,609.86	78,184,225.42
	ARAP-PM	16.00	514.59	-	-	-	106,581.45	7,523,396.24
	ARAP-RM (1,2,3)	141.00	1,532.00	-	-	-	31,340.56	2,212,274.53
	ARAP- PD	9.00	-	-	-	-	35,211.37	2,485,508.35
	ARAP-EMR	32.00	-	-	-	-	17,605.10	1,242,712.77
Overall Achievement		1,126.00	11,025.92	94,445.14	75,728.17	170,173.31	12,797,239.90	378,404,514.31

Annex VI- NRAP Donor Commitment

Program- Ministry	Donor	Projects	Commitment (USD)	Disbursement (USD)	Projects Status
NRAP - MPW	WB	LIWP	12,223,000.00	12,223,000.00	Completed
	WB	NEEP1	10,846,150.00	10,714,000.00	Completed
	WB	NEEPRA	21,755,279.00	22,045,320.41	Completed
	DFID	NRAP	21,326,190.00	21,326,190.00	Completed
	CIDA	NRAP	1,000,000.00	1,000,000.00	Completed
	SIDA	NRAP	521,385.60	521,385.60	Completed
	GOI	NERAP	3,021,074.21	3,021,074.21	Completed
	IDA+ARTF	NERAP	140,600,000.00	140,600,000.00	Completed
	IDA+ARTF	ARAP Road&Bridge	79,847,886.59	69,385,402.41	Completed
		ARAP JICA/GOA	78,184,225.42	26,912,931.46	Completed
		ARAP RM	2,212,274.53	2,190,151.78	Completed
		ARAP PM	7,523,396.24	6,729,804.73	Completed
		ARAP EM	1,242,712.77	1,215,983.88	Completed
		ARAP PD	2,485,508.35	1,646,220.98	Completed
		ARAP Road&Bridge	68,310,482.04	41,567,583.05	Ongoing
		ARAP JICA/GOA	46,120,872.87	5,717,562.25	Ongoing
		ARAP RM	1,660,471.81	1,341,153.27	Ongoing
		ARAP PM	293,726.05	-	Ongoing
		ARAP EM	-	-	Ongoing
		ARAP PD	-	-	Ongoing
Total			499,174,635.48	368,157,764.03	

Annex VII. ESM Reflection

ON/S	Activity	Kabul	West	CHL	East	North	South East	South	North East	Badakhs han	Total
1	# of ESM Plans prepared	3	0	2	1	0	6	0	12	1	25
2	# of consultation meetings held	11	19	2	6	24	50	8	21	13	154
3	# of people trained/consulted/Informed	114	224	170	150	389	202	90	110	209	1658
4	# of Grievance Redress Committee (GRC)/ Social Inclusion Committee established	3	5	2	0	0	9	0	10	5	34
5	# of PAFs	33	0	14	0	4	0	0	44	0	95
6	# of Male PAPs	115	0	7	0	17	0	0	140	0	279
7	# of Female PAPs	118	0	7	0	11	0	0	160	0	296
8	Land donated (m2) by people	0	0	0	0	220	0	0	7663	0	7882.5
9	# of cut trees	0	0	0	0	0	0	0	0	0	0
10	# of planted trees	0	2500	0	0	0	120000	0	0	0	122500
11	# of beneficiaries	1134702	1223250	10700	0	20300	66000	370000	468500	1120000	4,413,452
12	# of stripe plan prepared	2	0	0	0	1	0	0	3	0	6
13	# of Abbreviated RAP prepared	2	0	1	0	1	0	0	3	0	7
14	# of Projects monitored/visited	6	13	2	2	22	13	8	6	8	80
15	# of issues solved	1	0	0	0	7	0	0	0	0	8
16	# of Success stories	0	1	0	0	0	0	0	0	0	1
17	# of Social Audits held	0	0	0	0	0	0	0	0	0	0
18	# of Maintenance documents prepared	0	5	0	0	9	8	0	0	0	22

ANNEX (B) MRRD:

B.1 ACHIEVEMENTS DURING THE REPORTING PERIOD – 2nd QUARTER 1395

Ministry	Projects	Achievement During the Reporting Period						
		No. of contracts Completed	Road (km)	Structures (linear meter)	Bridge (linear meter)	Total linear meter (Structure +Bridge)	Labor Days	Contract Cost (\$)
MRRD	ARAP	23	61	6,953	271	7,224	103,171	6,919,940
	MOF	6	69	12,614	207	12,822	47,519	6,532,255
	Japan Fund	2	16	4,208	-	4,208	13,629	1,460,758
Total		31	147	23,775	478	24,253	164,319	14,912,952

B.2 CONTRACTS AT DIFFERENT STAGES OF IMPLEMENTATION

Ministry	Projects	No. of Contracts as per P.P	Development			Procurement			Delivery		
			Completed	Ongoing	Planned	Completed	Ongoing	Planned	Completed	Ongoing	Terminated
NRAP-MRRD	MOF	-	249			139			82	57	1
	AMDMA	1	1			1				1	-
	JF	9	64			50			24	26	-
	ARAP	402	408			350			305	45	1
	NRAP-NSP	7	7								
Total		419	729	-	-	540	-	-	411	129	2

B.3 CONTRACTS COMPLETED FROM INCEPTION TO END OF 2nd QUARTER 1395

Ministry	Projects	Works Budget In Million (\$)	Physical Target (km)	Completed Contracts						
				No. of Contracts completed	Road (km)	Structures (linear meter)	Bridge (linear meter)	Total linear meter (Structure+Bridge)	Labor Days	Contract Cost (\$)
NRAP-MRRD	ARAP	68.5	1,300KM+1600M	305	1,198	53,697	1,484	55,181	1,538,422	58,540,206
	MOF	36	318KM+840 M	82	307	24,495	261	24,756	292,054	17,366,969
	Japan Fund	23.5	256KM+650 M	24	80	9,651	192	9,842	125,933	7,081,398
Total		128.3		411	1,585	87,842	1,937	89,779	1,956,409	95,669,083

B.4 CONTRACTS ONGOING DURING 2nd QUARTER 1395

Ongoing Contracts							
Project	No. of Contracts	Road (km)	Structures (linear meter)	Bridge (linear meter)	Total linear meter (Structure+Bridge)	Labor Days	Contract Cost (\$)
ARAP	45	194	14,835	521	15,356	202,207	15,074,623
MOF	57	198	10,630	383	11,013	72,365	15,468,196
Japan Fund	26	159	26,179	341	26,520	52,644	13,974,961
Total	128	551	51,643	1,245	52,888	327,216	44,517,780

B.5 DONOR COMMITMENT FOR COMPLETED PROJECTS

Ministry	Donor	Project	Commitment In Million (\$)	Status of the Project
MRRD	MoF	MoF	36	Ongoing
	World Bank	ARAP	128	Ongoing
	Japan	Japan Fund	23.5	Ongoing
	DFID	CARD-F	1.52	Completed
	World Bank	NERAP	91.5	Completed
	APRP	APRP	15	Completed
	AusAID	URAP	11	Completed
	AusAID	RAD-TK	2.87	Completed
	JSDF	LIPWP	2	Completed
	World Bank	LIWP	3.24	Completed
	CNTF	CNTF1	5.29	Completed
	USAID	NEEPRA-US	14.74	Completed
	EC	NEEPEC	10.63	Completed
	JSDF	RAL	19.6	Completed
	PSIB	NEEPRA-PS	15	Completed
	World Bank	NEEP1	2.43	Completed
	World Bank	NEEPRA-WB	14.73	Completed
	World Bank	ILO	1.72	Completed
	World Bank	JPMU	2.29	Completed
	DFID	HARDP	16.25	Completed
CNTF	CNTF-LB	6	Completed	
Total			423.31	

B.6 NRAP OVERALL ACHIEVEMENTS SINCE INCEPTION

Ministry	Projects	Completed Contracts							
		Works Budget In (\$)	No. of Contracts completed	Road (km)	Struct ures (RM)	Bridge (RM)	Total RM (Struture +Bridge)	Labor Days	Contract Cost (\$)
NRAP-MRRD	HARDP - MRRD – DF	11.50	11,500,000	16	84	24	28	52	-
	NEEP1 - MRRD – WB	2.37	2,370,000	73	291	1,549	-	1,549	419,011
	NEEPEC - MRRD – EC	6.75	6,750,000	26	159	1,793	102	1,895	330,101
	NEEPRA - MRRD – AU	0.48	480,000	15	31	303		303	32,177
	NEEPRA - MRRD – CD	0.20	200,000	2	20	4		4	2,382
	NEEPRA - MRRD – DF	5.77	5,770,000	73	236	8,427	58	8,485	312,147
	NEEPRA - MRRD – PS	3.61	3,610,000	47	183	2,585	137	2,721	240,363
	NEEPRA - MRRD – US	1.51	1,510,000	4	58	636		636	11,604
	NEEPRA - MRRD – WB	8.33	8,330,000	248	708	8,928	117	9,045	1,300,885
	NERAP - MRRD - TF		-	134	428	11,418	383	11,801	456,860
	NERAP - MRRD – WB		-	279	920	20,273	1,219	21,492	1,404,919
	NRAP - MRRD - CF	3.99	3,990,000	4	46		162	162	22,642
	NRAP - MRRD - DU	0.70	700,000	4	16	319		319	6,415
	RAD-TK - AU	1.91	1,910,000	16	24	250	45	295	104,935
	NRAP-LB - MRRD – CF	5.02	5,020,000	96	143	3,941		3,941	578,382
	RAL - MRRD - JF	9.42	9,420,000	34	349	9,506	10	9,515	359,800
	APRP-NRAP-MRRD	15.00	15,000,000	29	86	4,104		4,104	482,684
	CARD-F			1	6	1,293		1,293	12,641
URAP			39	52	496		496	114,455	
Total	76.56		1,140	3,840	75,847	2,260	78,108	6,192,404	

B.7 ESM Reflection

Details of ESM activities during the reporting period											
S/n o	Activity	Kabu l	Wes t	CHL	East	Nort h	South East	South	North East	Badakh shan	Total
1	# of ESM documents prepared	10	1	6	2	5	2	0	9	0	35
2	# of trees planted	70	0	18	0	3080	2	0	0	143	3313
3	# of people awareness and trained	179	84	65	140	200	171	160	582	5	1631
4	# of coordination meetings held	8	0	0	5	27	10	20	0	0	70
5	# of GRC established	14	2	3	3	4	6	8	13	1	54
6	# of issues solved	6	0	0	0	1	1	0	0	0	8
7	# of CPM conducted	1	22	0	5	7	13	24	8	0	80
8	# of Social Audits conducted	1	0	0	0	0	0	0	0	0	1
9	Land donated (m2)	11734	0	324	170	0	0	0	10544	4195	26967
10	Environmental Monitoring	2	13	0	5	27	12	32	8	16	115

B.8 Financial Status of other Ongoing Projects

B.8.1. Japan Fund Financial Details

Japan Fund						
Component	Budget	Disbursement			Balance	%
		Till previous report	During reporting period	To date		
Works	19,750,000	18,653,610	1,514,807	20,168,417	(418,417)	102%
Non Works	3,750,000	599,186	-	599,186	3,150,814	16%
Total	23,500,000	19,252,796	1,514,807	20,767,603	2,732,397	88%

B.8.2. MoF Financial Details

MoF						
Component	Budget	Disbursement			Balance	%
		Till previous report	During reporting period	To date		
Works	35,334,352	14,781,825	3,864,101	18,645,926	16,688,426	53%
Non Works	2,020,650	1,618,345	263,423	1,881,768	138,882	93%
Total	37,355,002	16,400,170	4,127,524	20,527,694	16,827,308	55%